



Second annual ECB macroprudential policy and research conference, 11- 12 May

Session 2

Assessing risk and resilience in the financial system

Chair: Philipp Hartmann, European Central Bank

Udaibir Das

Assistant Director and Division Chief

Monetary and Capital Markets (MCM) Department, IMF

May 11, 2017

Choosing Stress Scenarios for Systemic Risk Through Dimension Reduction

Matthew Pritsker

Pritsker (2017): Contribution



- **A very relevant and important question:**
 - How to properly choose stress scenarios?
- **Clear challenges to answer the question**
 - *High dimension*
 - *Testability*
- **The paper properly addresses them**
 - *On high dimension:* Extracts small set of principal factors using cutting-edge statistical methodologies, such as Zhong et al. (2012).
 - *On testability:* uses an objective-based approach to *discipline* the scenario design process

Pritsker (2017): Contribution (ctd.)



Contributes to both the *practice* and *theory* of regulatory stress testing

- **Practical**
 - Improves scenario designs for both loan book and trading book
- **Theoretical** (relative to the literature, e.g., Kapinos and Mitnik, 2014):
 - Dimension reduction
 - Methodological
 - Objectives

Pritsker (2017): A Few Suggestions



- **Plausibility of the scenarios**
- **Implementational costs**
- **Communication with the authorities**



- **Criteria of choosing**
 - Variables
 - Shock magnitudes
- **Typical time spent in discussing scenarios**
- **Most difficult issues encountered?**



- **Advanced economies:**

- *GDP growth projection*
- Projection of financial variables (swap curve, residential prices, commercial real estate prices, etc.).

- **EMEs:**

- *GDP growth projection*
- Whether the theoretically ideal set of variables fits the country-specific data
- Projection of exchange rate and following interest rate movements

- **Low-income economies:**

- Limited capacity and slow response
- *GDP growth projection*
- Whether the theoretically ideal set of variables fits the country-specific data

Stress-Test Analytics for Macprudential Purposes

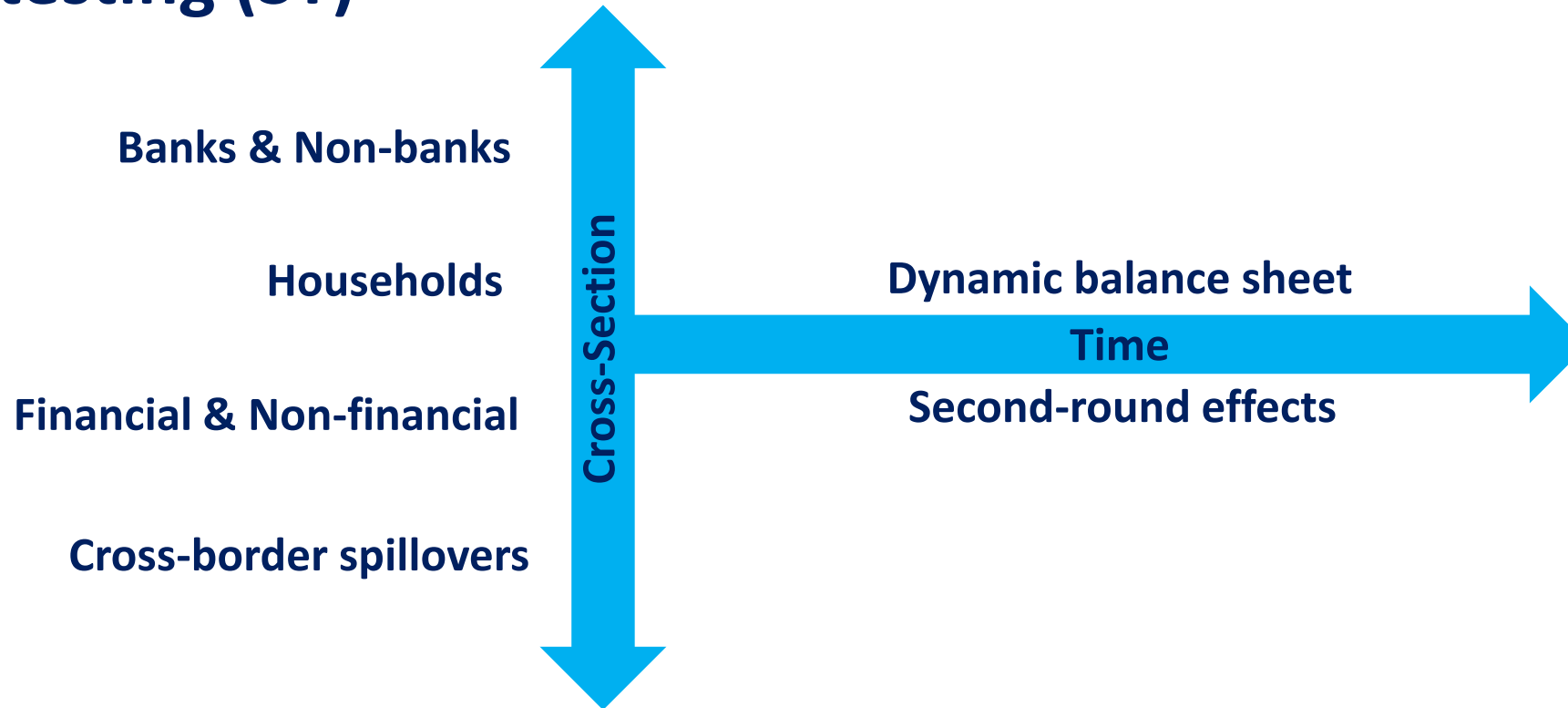
in the euro area

Edited by Stéphane Dees, Jérôme Henry and Reiner Martin

STAMP€: Achievements



- Covered the core elements of macropru stress testing (ST)



STAMP€: Achievements (ctd.)



- **Detailed and cutting-edge research in each part/module**
 - Second-round effects
 - Financial & Non-financial
- **Integrated different modules using a “four-pillar structure”**
 - Scenario design
 - Satellite
 - Balance sheet
 - Feedback
- **Overall, a significant step forward in providing an analytical framework for macropru ST**
 - Supports the EU-wide ST exercises
 - Provides a tool for assessing macropru policy instruments
 - Stimulates productive discussions among all stakeholders




- **Integrate corporate sector into the ST framework**
- **Incorporate the “doom loop”**
- **Broaden the scope to macro criticality**

STAMP€ and Stress Testing: Possible Ways Forward



- Enhance coherence among different modules
- Improve portability to a diverse set of economies
- Need a less granular and coherent “one-stop” framework?



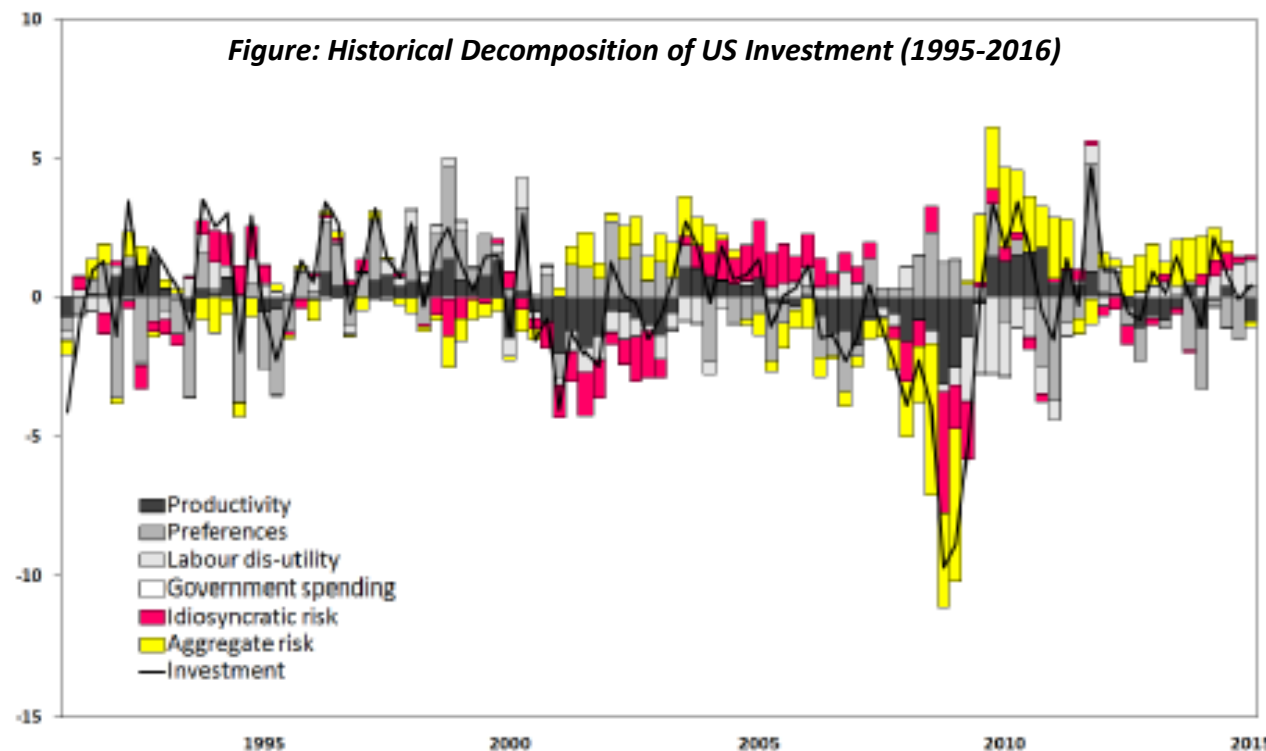
Structural Approach (Lipinsky)

- **A coherent macropru ST framework**

- Combine solvency and liquidity effects.
- Built on a unified dynamic macro-financial model.

- **Macro criticality**

- US investment (percentage change, black line) explained by financial and non-financial shocks.
- Solvency and liquidity situation of banks (red and yellow bars) critical for macro.
- Note: In technology boom-bust period (around 2000) liquidity was less of an issue.

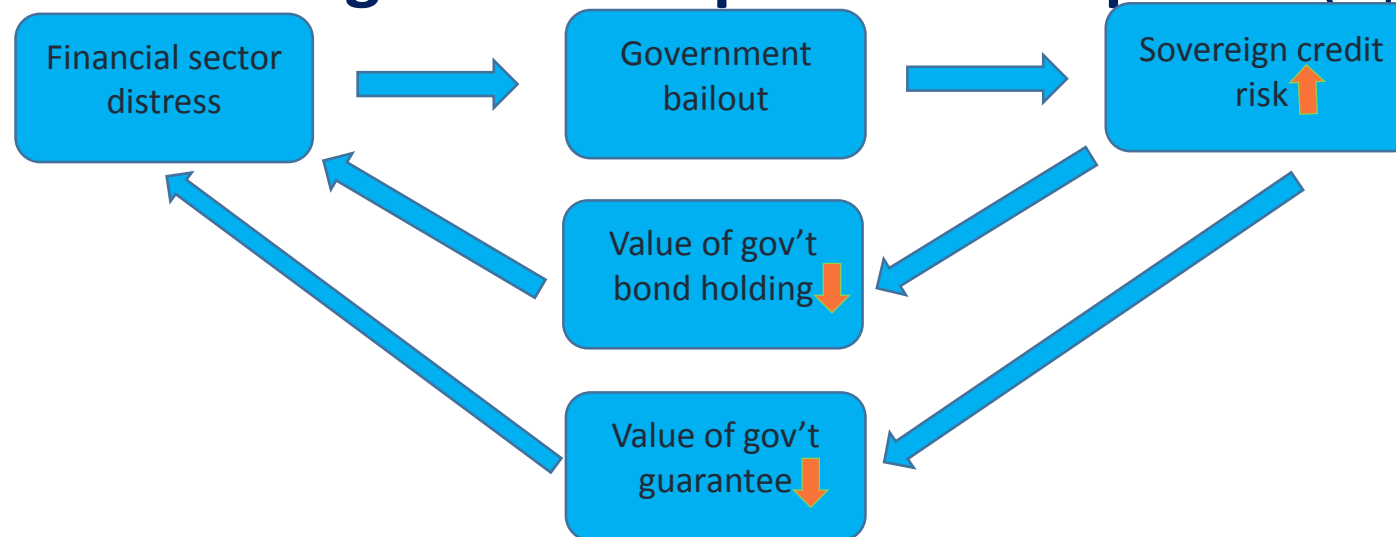


Related Work at the Fund (ctd.)

- **Reduced-form Approach** (Segoviano)

- STAMP€: “All channels of financial contagion, both direct and indirect, between all key macrofinancial sectors ideally need to be included. This is a challenging and possibly *unattainable* goal.” (Page 215)
- A reduced-form approach has the potential of achieving that goal.
- CIMDO approach → quantify the systemic-risk-amplification loss → go back and reduce the bank’s capital by that loss → incorporated into macropru ST.

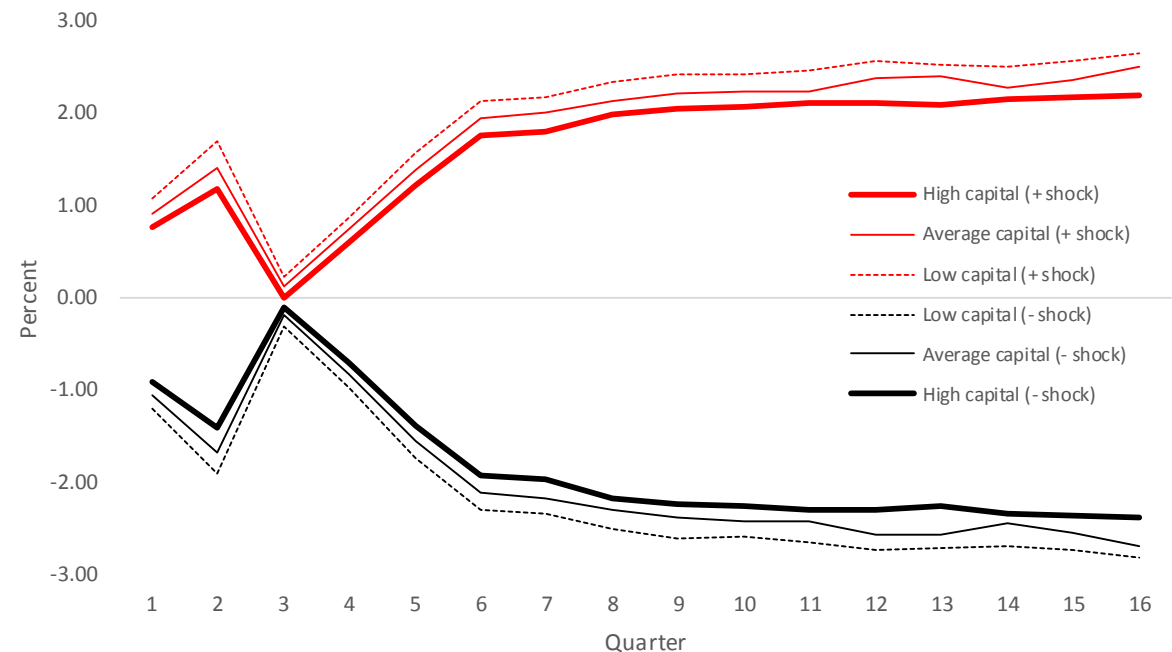
- **Incorporate the sovereign-bank loop into macropru ST** (Lipinsky and Zhao, ongoing)



- **Empirical robust results of lending channel: Catalan et al. (2017)**
- **Non-linear effects**

Increase (red line) and decline (black line) in loan growth

upon change in capital ratio (+10 and -10 percentage point shocks to capital ratios)





Thank You

Udaibir Das

Financial Sector Assessments and Policies

Monetary and Capital Markets (MCM) Department, IMF

May 2017