

What Can Measured Beliefs Tell Us About Monetary Non-Neutrality?*

Hassan Afrouzi[†]
Columbia University & NBER

Joel P. Flynn[‡]
Yale University

Choongryul Yang[§]
Federal Reserve Board

June 7, 2024

Abstract

This paper studies how measured beliefs can be used to identify monetary non-neutrality. In a general equilibrium model with both nominal rigidities and endogenous information acquisition, we analytically characterize firms' optimal dynamic information policies and how their beliefs affect monetary non-neutrality. We then show that data on the cross-sectional distributions of uncertainty and pricing durations are both necessary and sufficient to identify monetary non-neutrality. Finally, implementing our approach in New Zealand survey data, we find that informational frictions approximately double monetary non-neutrality and endogeneity of information is important: models with exogenous information would overstate monetary non-neutrality by approximately 50%.

JEL Codes: E31; E32; E71

Key Words: measured beliefs, nominal rigidities, rational inattention, monetary non-neutrality.

*This paper was formerly circulated under the title: "Selection in Information Acquisition and Monetary Non-Neutrality." We are grateful to Olivier Coibion and Yuriy Gorodnichenko for their invaluable feedback and for sharing data. We also thank Saroj Bhattarai, Mark Dean, Chen Lian, Giuseppe Moscarini, Karthik Sastry, Luminita Stevens, and Michael Woodford as well as seminar participants at Columbia University, University of Notre Dame, LMU Munich, Princeton University, University of Texas at Austin, the Federal Reserve Banks of Cleveland, Richmond, and St. Louis, the Federal Reserve Board, and the NBER Monetary Economics conference for thoughtful comments and suggestions. The views expressed herein are those of the authors and do not reflect the views of the Federal Reserve Board or any person associated with the Federal Reserve System.

[†]Department of Economics, 420 W 118th St, New York, NY, 10027. Email: hassan.afrouzi@columbia.edu.

[‡]Department of Economics, 30 Hillhouse Avenue, New Haven, CT, 06511. Email: joel.flynn@yale.edu.

[§]20th St. and Constitution Ave., NW Washington, DC 20551. Email: choongryul.yang@frb.gov.

1 Introduction

Recent survey evidence demonstrates that the average firm holds highly inaccurate and diffuse beliefs about its economic environment and that there is substantial heterogeneity in these beliefs across firms (see [Candia, Coibion, and Gorodnichenko, 2023](#), for a review). While these facts are interesting on their own, how these surveys connect to and inform our core macroeconomic theories remains largely ambiguous both qualitatively and quantitatively. To make progress in mapping surveyed beliefs to macroeconomic outcomes, we investigate what measured beliefs tell us about one of the most central questions in macroeconomics: the effects of monetary policy on real aggregate output, or in short, monetary non-neutrality. Concretely, we ask: what do measured beliefs tell us about monetary non-neutrality? In answering this question, we provide an analytical bridge between survey measures of beliefs and our theoretical understanding of how beliefs mediate the real effects of monetary shocks.

Theoretically, it is well understood that monetary non-neutrality depends on the responsiveness of firms' beliefs to monetary shocks (see *e.g.*, [Woodford, 2003](#), [Nimark, 2008](#), [Angeletos and La'O, 2009](#), [Angeletos and Lian, 2018](#), [Baley and Blanco, 2019](#)). Moreover, beliefs are not something outside of a firm's control—firms should acquire information to make better decisions when it is valuable to do so ([Sims, 2003](#), [Maćkowiak and Wiederholt, 2009](#)). This is particularly important because firms change their prices infrequently (see *e.g.*, [Bils and Klenow, 2004](#), [Nakamura and Steinsson, 2008](#)), tying the value of information to the arrival of price-setting opportunities. It follows that for a theory to relate surveyed beliefs to monetary non-neutrality, *nominal rigidities* and *endogenous information acquisition* are minimal necessary ingredients.

Accordingly, we study a general equilibrium monetary economy with time-dependent hazard rates for price adjustment that, for instance, nests both the [Calvo \(1983\)](#) and the [Taylor \(1979\)](#) models. In this otherwise standard model, we allow firms to acquire any dynamic information structure about their marginal costs of production, subject to a cost that is proportional to the flow of the information acquired, which is a standard way of modelling information costs (see [Maćkowiak, Matějka, and Wiederholt, 2023](#), for a review).

Using this framework, we provide three key results. First, we analytically characterize firms' optimal dynamic information policies and the general equilibrium output response to a monetary shock. Most importantly, we find that the interaction of nominal rigidities with endogenous information acquisition has a novel and quantitatively important effect on monetary non-neutrality. Second, we derive theoretical results on how to identify the model using cross-sectional data

on the duration of pricing spells *and* firms' subjective uncertainty about their desired prices. We further show that data on subjective uncertainty are not only sufficient but also necessary, making survey measures of beliefs essential for identification. Third, using survey data on firms' expectations from New Zealand (Coibion, Gorodnichenko, and Kumar, 2018), we find quantitatively that information rigidities with endogenous information acquisition approximately double the real effects of monetary shocks relative to the perfect information benchmark. Moreover, the endogeneity of information is important: if we estimated our model to match the data while imposing exogenous information, then we would overstate the real effects of monetary policy by approximately 50%.

Theoretical Results: Optimal Uncertainty and Monetary Non-Neutrality. We begin our analysis by theoretically characterizing firms' optimal information acquisition. We show that this takes a simple form: acquire information only when changing prices and acquire exactly enough information to reset posterior uncertainty about the optimal price to some state-independent level, U^* . Intuitively, while being better informed reduces the costs of achieving any given level of uncertainty in the future as you need to acquire less information, it does not affect the *marginal cost* of reduced uncertainty. Moreover, we show that: the optimal level of uncertainty is decreasing in the firm's demand elasticity (as this increases the losses from setting the wrong price); increasing in the volatility of marginal costs (as this reduces the value of information acquired today for future decisions); and ambiguously affected by price stickiness (as this both increases the value of information for this pricing spell and decreases the value of information for all future pricing spells).

A key implication of this result is that a firm's uncertainty is increasing in the duration of its pricing spell. This implies that price-setting firms are the least uncertain firms in the economy. We call this phenomenon *selection in information acquisition* as price-setting firms are the most informed in the cross-section at any given point in time. This differentiates our model relative to alternatives with exogenous informational frictions and nominal rigidities (as in Nimark, 2008, Angeletos and La'O, 2009) or models of endogenous information acquisition without nominal rigidities (e.g., Sims, 2003, Maćkowiak and Wiederholt, 2009): in both such cases, firms' uncertainty has no relationship with the duration of their pricing spell.

Next, we study the real effects of monetary shocks by characterizing the cumulative impulse response (CIR) of aggregate output to a one-time unexpected increase in nominal marginal costs of firms. Normalizing the shock size so that the impact response of output is 1 percent, we denote the

CIR by \mathcal{M}^b and derive a closed-form representation for it as:

$$\mathcal{M}^b = \bar{D} + \frac{U^*}{\sigma^2} \quad (1)$$

where \bar{D} is the average duration of (ongoing) pricing spells as measured in a cross-section of firms, σ^2 is the variance of shocks to firms' idiosyncratic productivity, and U^* is the subjective uncertainty of *price-setting firms* about their marginal costs. In this formula, the first term is the usual one derived in models of time-dependent price stickiness (as in [Carvalho, 2006](#), [Carvalho and Schwartzman, 2015](#)), and captures the notion that (all else equal) monetary non-neutrality increases as firms' nominal prices are stickier for longer. The second term is new to our analysis and captures the lifetime lack of responsiveness of all firms in the economy in resetting their prices in light of the uncertainty that arises due to informational frictions. Intuitively, when price resetting firms are more uncertain, they respond to their current information to a lesser degree and so adjust their prices by less in response to a monetary shock. Moreover, when microeconomic volatility is higher, firms know that their old information is less likely to be useful as things will have since changed by a larger amount; this makes firms more responsive to their information and lowers the extent of monetary non-neutrality. Interestingly, as U^* moves ambiguously when price stickiness changes, increases in price stickiness have a theoretically ambiguous effect on monetary non-neutrality in the presence of endogenous information.

This result establishes that uncertainty amplifies the real effects of monetary shocks relative to a full-information benchmark. However, due to selection in information acquisition, looking at the data through the lens of an exogenous information model would systemically overstate the real effects of monetary shocks by relating them to the uncertainty of the *average* firm.

Our final theoretical results establish that the sufficient statistics that determine the CIR (as per Equation 1) can be estimated given cross-sectional data on firms' uncertainty and the time since they last reset their price. Thus, survey data on these quantities are sufficient to identify the model. Moreover, we find that such data are necessary, in contrast to benchmark models in which firms have full information about their environment—it is well known that cross-sectional data on the distribution of firms' price changes are sufficient for identifying the real effects of monetary shocks in such models (see *e.g.*, [Carvalho and Schwartzman, 2015](#), for pure time-dependence and [Alvarez, Le Bihan, and Lippi, 2016](#), for state-dependence with random menu costs). This can indeed be seen in Equation 1, as $U^* = 0$ under full information and the sufficient statistic collapses to \bar{D} , which can be measured using data on price changes. However, we show that, in the presence of information costs that imply a positive degree of uncertainty for price-setters, *i.e.*, $U^* > 0$, data on

the distribution of price changes *cannot* identify U^* . This is because the firm's choice of information renders the distribution of price changes *invariant* to U^* .

Using Survey Data to Quantify the Model. Finally, we adopt a “micro-to-macro” approach of combining measured beliefs with the structure of the model to quantify the extent to which imperfect information and endogenous information acquisition matter for monetary non-neutrality.

First, by integrating a new question into a survey of New Zealand firms between Q4 2017 and Q2 2018 (implemented by [Coibion, Gorodnichenko, and Kumar, 2018](#), [Coibion, Gorodnichenko, Kumar, and Ryngaert, 2021](#)), we obtain information on firms' uncertainty about their optimal reset prices and the length of their current pricing spell.

Second, applying the estimators for the CIR from the theory to the survey data, we find that accounting for uncertainty approximately doubles the CIR that one would obtain under full information. Moreover, ignoring the endogeneity of information acquisition would lead us to overstate the size of the CIR by approximately 50%. Thus, we argue that both imperfect information and endogeneity of information acquisition are quantitatively important.

Finally, by using the firm's first-order condition for its optimal uncertainty, we can derive and implement estimators of the effect of counterfactually increasing microeconomic volatility and price stickiness on the CIR. We find that greater microeconomic volatility significantly dampens the real effects of monetary policy. This is because the direct effect of reducing firms' reliance on past information quantitatively dominates the indirect effect that firms optimally choose to be less informed in the face of this increase. We also find that greater price stickiness increases monetary non-neutrality but by approximately 20% less than with full information. This is because we find that firms would become better informed in the face of increased stickiness. This happens as increasing the duration over which information gathered today is used quantitatively dominates the reduction in the value of information for future pricing spells.

Related Literature. At a broad level, our research connects the literature on the real effects of monetary shocks in pricing models with time-dependent nominal rigidities (*e.g.*, [Carvalho and Schwartzman, 2015](#)) and the field of rational inattention models that incorporate endogenous information acquisition (*e.g.*, [Sims, 2003](#)). Furthermore, our findings regarding the necessity and sufficiency of measured beliefs for quantifying the aggregate effects of monetary shocks align with a broader body of literature advocating for the development and utilization of new datasets to measure attention (see [Caplin, 2016](#), for a review). Our key contribution is to show how measured beliefs can be used to quantify the importance of informational frictions and the endogeneity of information acquisition for the economy's response to monetary shocks.

More specifically, our focus on using firms' measured beliefs connects our analysis to the recent literature studying how firms form their expectations and how their expectations affect their decisions. Using the survey of New Zealand firms' macroeconomic beliefs (that we also use in this paper), [Coibion, Gorodnichenko, and Kumar \(2018\)](#) and [Coibion, Gorodnichenko, Kumar, and Ryngaert \(2021\)](#) study the determinants of firms' inattentiveness to aggregate economic conditions, how firms update their beliefs in response to new information, and how changes in their beliefs affect their decisions. As these analyses do not bridge theory and data, they do not speak to the quantitative relevance of firms' beliefs for macroeconomic outcomes. In this sense, a notable and complementary contribution is [Roth, Wiederholt, and Wohlfart \(2023\)](#), which uses survey data to quantify the real effects of monetary shocks in a model with heterogeneous households but no nominal rigidities.¹

Within the domain of monetary shocks and their real effects, this paper builds on and contributes to several strands of literature that study the real effects of monetary policy shocks under time-dependent price stickiness or informational frictions. First, on the nominal rigidities side, our work builds on the work of [Carvalho and Schwartzman \(2015\)](#) and the general equilibrium model of [Alvarez, Le Bihan, and Lippi \(2016\)](#), who study monetary non-neutrality in time- and state-dependent models, respectively. We contribute to this literature by introducing endogenous information acquisition into time-dependent models and showing that it has a quantitatively important effect on the real effects of monetary shocks.

Second, our work is also related to the literature on pricing models with no nominal rigidities but with either exogenous informational frictions ([Mankiw and Reis, 2002](#), [Woodford, 2003](#), [Nimark, 2008](#), [Angeletos and La'O, 2009](#)) or endogenous information acquisition with rational inattention (*e.g.*, [Sims, 2003](#), [Maćkowiak and Wiederholt, 2009](#)).² We build on this literature by investigating the real effects of monetary policy shocks in a unified framework featuring both information acquisition and nominal rigidities and find that their interaction is both qualitatively and quantitatively important. In this context, the most related works are [Woodford \(2009\)](#), [Stevens \(2020\)](#) and the more recent work of [Morales-Jiménez and Stevens \(2024\)](#), who micro-found state- and time-dependent nominal rigidities *through* rational inattention to the timing of pricing decisions. To focus on the degree of

¹See also [Afrouzi \(2024\)](#), which uses survey data to quantify a model where firms facing more competitors are better informed about aggregate inflation as well as [Yang \(2022\)](#) who uses survey data to study a model where firms with a greater product scope have better information about aggregate economic conditions.

²See also [Moscarini \(2004\)](#), [Sims \(2010\)](#), [Paciello and Wiederholt \(2014\)](#), [Maćkowiak, Matějka, and Wiederholt \(2018\)](#), [Afrouzi and Yang \(2021\)](#). We refer the reader to [Maćkowiak, Matějka, and Wiederholt \(2023\)](#) for a comprehensive review. Another notable contribution beyond the rational inattention framework is [Reis \(2006\)](#), which studies the optimal information acquisition of firms under fixed observation costs but no nominal rigidities.

endogenous state-dependence, these papers assume that the “reference distribution” for the cost of information is the unconditional time-invariant one that emerges in the steady state, which is a necessary formulation to keep the firm’s problem tractable (Morales-Jiménez and Stevens, 2024). In this paper, it is necessary for us to keep track of these reference distributions as state variables for firms (*i.e.*, the priors of firms about their desired prices), which do vary endogenously over time because firms optimally acquire more information when their priors are more diffuse—a result that is integral to our finding selection in information acquisition and which has significant quantitative implications. Thus, to focus on these time-varying priors, we instead take time-dependent nominal rigidities as given and abstract away from their state-dependence to keep the firms’ problems tractable. Future work that allows for both time-varying priors and state-dependence would be a natural step forward for understanding the implications of these models.

In a broader sense than rational inattention with Shannon entropy costs, our paper is also related to the work that studies nominal rigidities and information costs jointly. Alvarez, Lippi, and Paciello (2011, 2016), and Bonomo, Carvalho, Garcia, Malta, and Rigato (2023) study models with both menu costs and observational costs, where firms decide when they observe either idiosyncratic shocks or aggregate shocks by paying a fixed cost. In these models, firms can perfectly observe the underlying shocks whenever they pay the fixed cost. As a result, their prior information set at the time of information acquisition becomes irrelevant as they become fully aware of their marginal cost. In our framework, firms decide *how much* information they want to acquire. As a result, firms do not become fully aware of their marginal cost upon acquiring information. This relates their current prices to the full history of their past information sets, which is not *ex ante* trivial to characterize. Despite this, we show in our model that this infinite-dimensional history dependence is captured by a one-dimensional state variable: firms’ uncertainty about their optimal prices. Beyond the technical contribution, this is the novel component of our theory that gives rise to the quantitatively important subjective uncertainty term in Equation 1.³

2 Model: Sticky Prices with Information Acquisition

We study a general equilibrium monetary economy with endogenous information acquisition by firms that are subject to general, time-dependent pricing frictions. To make the role of information

³In fact, if firms were to become fully aware of their marginal costs upon acquiring information, this term would be zero and the sufficient statistic, in our framework, would collapse back to the average duration of ongoing spells, \bar{D} . In this sense, our framework is also related to Gorodnichenko (2008) and Yang (2022), which study menu cost models with partial information acquisition. Our analytical approach contributes to this literature by shedding light on how measured beliefs can be used to identify the real effects of monetary shocks.

acquisition as clear as possible, the macroeconomic side of the model follows [Golosov and Lucas \(2007\)](#), [Alvarez and Lippi \(2014\)](#), and [Alvarez, Le Bihan, and Lippi \(2016\)](#). Conditional on this canonical structure, our theoretical goal is to answer two questions: how do firms optimally acquire information? How does the choice of information affect monetary non-neutrality?

2.1. Households

Primitives. Time is continuous and indexed by $t \in [0, \infty]$. A representative household has preferences over consumption C_t , real money balances M_t/P_t (where M_t is money and P_t is the price of consumption), and labor L_t given by:

$$\int_0^\infty e^{-rt} \left[\frac{C_t^{1-\gamma} - 1}{1-\gamma} + \log\left(\frac{M_t}{P_t}\right) - \alpha L_t \right] dt \quad (2)$$

where $r > 0$ is the discount rate, $\gamma^{-1} > 0$ is the elasticity of intertemporal substitution, and $\alpha > 0$ indexes the extent of labor disutility. Consumption is a constant elasticity of substitution aggregate of a continuum of varieties, indexed by $i \in [0, 1]$:

$$C_t = \left(\int_0^1 A_{i,t}^{\frac{1}{\eta}} C_{i,t}^{\frac{\eta-1}{\eta}} di \right)^{\frac{\eta}{\eta-1}} \quad (3)$$

where $\eta > 1$ is the elasticity of substitution between varieties and $A_{i,t}$ is a variety-specific taste shock. The household can also trade a risk-free nominal bond in zero net supply that pays a nominal interest rate of R_t . Thus, the household's lifetime budget constraint is:

$$M_0 + \int_0^\infty \exp\left(-\int_0^t R_s ds\right) \left[w_t L_t + \int_0^1 \Pi_{i,t} di - \int_0^1 P_{i,t} C_{i,t} di - R_t M_t \right] dt = 0 \quad (4)$$

where w_t is the wage, $P_{i,t}$ is the price of variety i at time t , and $\Pi_{i,t}$ is the net nominal profit of firm i at time t . The money supply is constant and equal to \bar{M} . Later, when we do monetary experiments, we will shock \bar{M} to $\bar{M} + \delta$ for some small value of $\delta \in \mathbb{R}$.

Optimality Conditions. As is well-known, this setup implies the following optimality conditions, which reduce understanding aggregate dynamics to understanding the price-setting decisions of each firm in the economy. First, the household's demand for consumption variety i at time t is given by:

$$C_{i,t} = A_{i,t} C_t \left(\frac{P_{i,t}}{P_t} \right)^{-\eta} \quad (5)$$

where the aggregate price index is given by:

$$P_t = \left(\int_0^1 A_{i,t} P_{i,t}^{1-\eta} \right)^{\frac{1}{1-\eta}} \quad (6)$$

and the intratemporal Euler equation is given by:

$$C_t^{-\gamma} = \alpha \frac{P_t}{w_t} \quad (7)$$

Moreover, nominal wages and the interest rate, under a constant path for the money supply, are given by:

$$w_t = \alpha r M_t \quad \text{and} \quad R_t = r \quad (8)$$

2.2. Firms' Production, Pricing, and Profits

Production Technology. Each variety $i \in [0, 1]$ is produced by a firm with the same index. Firms produce output $Y_{i,t}$ according to the linear production technology:

$$Y_{i,t} = \frac{1}{Z_{i,t}} L_{i,t} \quad (9)$$

where $L_{i,t}$ is the labor input and $Z_{i,t}$ is a marginal cost shock to the firm. As in [Alvarez and Lippi \(2014\)](#), we make the simplifying assumption that $Z_{i,t}^{1-\eta} A_{i,t} = 1$, which is irrelevant for our subsequent approximation of firms' profits but ensures that the firm-size distribution is well-behaved under flexible prices. Moreover, we assume that:

$$Z_{i,t} = \exp\{\sigma W_{i,t}\} \quad (10)$$

where $\{W_{i,t}\}_{t \geq 0}$ is a standard Brownian motion that is independent across $i \in [0, 1]$.

Time-Dependent Pricing. Firms are price setters and subject to time-dependent pricing frictions. Formally, price change opportunities for firm i are governed by the counting process $N_{i,t}$ which is independent across $i \in [0, 1]$. We assume that the distribution of times of the arrival of price reset opportunities ($dN_{i,t} = 1$) is exogenously given by the cumulative distribution function (CDF) G . We moreover assume that G admits a density g and define its hazard rate as $\theta(h) \equiv g(h)/(1 - G(h))$.

This general model of time-dependent pricing nests several important benchmarks, including [Calvo \(1983\)](#) pricing in which $N_{i,t}$ is a Poisson process and price reset opportunities arise at a constant rate:

Example 1 (Calvo Pricing). *Price reset opportunities arise at a constant rate $\theta(h) = \theta$.* △

A more general formulation, in which G does not admit a density, also allows for [Taylor \(1979\)](#) pricing, under which firms reset their prices periodically. All of our results hold under this specification:

Example 2 (Taylor Pricing). *Price reset opportunities arise every $k \in \mathbb{R}_+$ periods and so $g = \delta_k$, where δ_k is a Dirac delta function on k .* △

Approximating Firms' Profits. Given their price at a given time, firms commit to hiring enough labor to meet demand at their given price. Define the (log) optimal price of the firm as $q_{i,t} \equiv \log\left(\frac{\eta}{\eta-1} w_t Z_{i,t}\right)$ and the (log) price of the firm as $p_{i,t} \equiv \log P_{i,t}$. Approximating the firm's profit function to second-order around $p_{i,t} = q_{i,t}$, as is well-known, the firm's loss from mispricing relative to the optimum is given by:

$$\mathcal{L}(p_{i,t}, q_{i,t}) = -\frac{B}{2} (p_{i,t} - q_{i,t})^2 \quad (11)$$

where $B = \eta(\eta - 1)$. Intuitively, when the firm faces more elastic demand, the losses from mispricing are larger.

2.3. Firms' Costly Information Acquisition

So far we have followed the textbook model of firm pricing in general equilibrium. We now introduce the novel feature of our analysis: endogenous information acquisition. We assume firms are aware of their price change opportunities, *i.e.*, they observe the process $N_{i,t}$, but cannot directly observe the shock to their marginal costs and acquire information about this process subject to a cost.

Formally, given the joint measure for the process $\{(W_{i,t}, N_{i,t}) : t \geq 0\}$, firm i chooses a joint measure for $\{(W_{i,t}, N_{i,t}, s_{i,t}) : t \geq 0\}$, observes realizations of the process $s_{i,t}$ along with $N_{i,t}$ and makes decisions at time t given the information set $S_i^t \equiv \{(s_{i,h}, N_{i,h}) : h \leq t\} \in \mathcal{S}^t$.

We assume that the cost of acquiring information is given by mutual information à la [Sims \(2003\)](#). Formally, given an information structure $\{S_i^t : t \geq 0\}$, we measure the amount of information acquired by firm i up to time t as the mutual information between the history of the marginal cost shock, $\mathcal{W}_i^t \equiv \{W_{i,h} : h \leq t\}$, and the information set S_i^t . Thus, letting $\mu_{i,t}^{\mathcal{W}^S}$ be the measure for the process $\{(W_{i,h}, s_{i,h}, N_{i,h}) : h \leq t\}$, and $\mu_{i,t}^{\mathcal{W}} \otimes \mu_{i,t}^S$ be the product measure induced by $\mu_{i,t}^{\mathcal{W}^S}$, mutual information is defined by:

$$\mathbb{I}(\mu_{i,t}^{\mathcal{W}^S}) \equiv \int \log \left(\frac{d\mu_{i,t}^{\mathcal{W}^S}}{d(\mu_{i,t}^{\mathcal{W}} \otimes \mu_{i,t}^S)} \right) d\mu_{i,t}^{\mathcal{W}^S} \quad (12)$$

where the term inside the logarithm is the Radon-Nikodym derivative between the joint measure $\mu_{i,t}^{\mathcal{W}^S}$ and the product measure $\mu_{i,t}^{\mathcal{W}} \otimes \mu_{i,t}^S$. We also define the amount of information processed in the time interval $(h, t]$ as $\mathbb{I}(\mu_{i,t}^{\mathcal{W}^S}) - \mathbb{I}(\mu_{i,h}^{\mathcal{W}^S})$ and let $d\mathbb{I}(\mu_{i,t}^{\mathcal{W}^S})$ denote the differential form of this object—*i.e.*, the amount of information processed at the “instant” t .

As is standard in the rational inattention literature (see *e.g.*, [Maćkowiak, Matějka, and Wiederholt, 2023](#)), we assume that the cost of the flow of information to the firm is linear in the information that the firm acquires, with scaling parameter $\omega > 0$. That is, the cost of the information flow is $\omega d\mathbb{I}$.

2.4. The Firm's Problem

Putting together the firm's profit function and its information costs, we obtain that the firm's problem is to choose a pricing and information policy to maximize the expected discounted value of its profits net of its information costs. Formally, a pricing policy for the firm is a map that returns the price that the firm charges after each history at each time $\hat{p}_{i,t} : S_i^t \rightarrow \mathbb{R}$. A pricing policy is feasible if it is constant whenever the firm does not receive a price change opportunity. The firm chooses its information policy $\mu_{i,t}^{\mathcal{W}^S}$ along with a feasible pricing policy to maximize its expected discounted profits net of information costs:

$$\sup_{\{\mu_{i,t}^{\mathcal{W}^S}, \hat{p}_{i,t}\}_{t \geq 0}} \mathbb{E} \left[\int_0^\infty e^{-rt} \left(-\frac{B}{2} (p_{i,t} - q_{i,t})^2 dt - \omega d\mathbb{1}_t \right) \middle| S_i^0 \right] \quad (13)$$

2.5. Equilibrium

An *equilibrium* is a path for all endogenous variables such that the household maximizes its expected utility, the firm maximizes its profits, and all markets clear.

Definition 1 (Equilibrium). *An equilibrium is a sequence of random variables:*

$$\left\{ C_t, P_t, L_t, R_t, w_t, \{\Pi_{i,t}, P_{i,t}, C_{i,t}, L_{i,t}, Y_{i,t}\}_{i \in [0,1]} \right\}_{t \in \mathbb{R}_+} \quad (14)$$

and a collection of policy functions $(\mu_{i,t}^{\mathcal{W}^S}, \hat{p}_{i,t})_{i \in [0,1], t \in \mathbb{R}_+}$ such that:

1. The policy functions solve Equation 13
2. Production occurs according to Equation 9
3. The household optimizes its expected discounted utility (Equation 2) subject to its intertemporal budget constraint (Equation 4) and so Equations 5, 6, 7, 8 hold.
4. The markets for labor, goods, bonds, and money clear.

In the following sections, we will study equilibrium firm policies and characterize the resulting implications for monetary non-neutrality.

3 Firms' Information Acquisition

We now solve for firms' optimal pricing and information strategies. Optimal information policies take a striking form: only acquire information when resetting prices and *always* acquire exactly enough information to reset uncertainty about optimal prices to some fixed level, regardless of the current state of your uncertainty.

3.1. Optimal Information Acquisition

We begin by fully characterizing firms' optimal information and pricing policies. Once the information policy is pinned down, optimal pricing is simple: because firms' marginal costs follow a Martingale they simply set prices equal to their conditional expectation of their optimal price

$$p_{i,t} = \mathbb{E}[q_{i,t}|S_i^t] \quad (15)$$

Toward characterizing the optimal information policy, define firm i 's posterior uncertainty about its optimal reset price at time t as $U_{i,t} = \mathbb{V}[q_{i,t}|S_i^t]$. We let $U_{i,t-}$ denote the corresponding prior uncertainty about $q_{i,t}$ at time t . The following result characterizes optimal information acquisition.

Theorem 1 (Optimal Dynamic Information Policy). *The firm only acquires information when it changes its price. When the firm changes its price, there exists a threshold level of uncertainty U^* such that:*

1. *If $U_{i,t-} \leq U^*$, then the firm acquires no information and $U_{i,t} = U_{i,t-}$.*
2. *If $U_{i,t-} > U^*$, then the firm acquires a Gaussian signal of its optimal price such that its posterior uncertainty is $U_{i,t} = U^*$.*

Moreover, U^* is the unique solution to:

$$\underbrace{\frac{\omega}{U^*} - \mathbb{E}^h \left[e^{-rh} \frac{\omega}{U^* + \sigma^2 h} \right]}_{\text{marginal cost of information}} = \underbrace{B \left(\frac{1 - \mathbb{E}^h[e^{-rh}]}{r} \right)}_{\text{marginal benefit of information}} \quad (16)$$

Proof. See Appendix A.1. ■

We prove this result in three steps. First, we show that firms should only wish to acquire information when they change their prices. The intuition for why this is optimal comes from three observations: (i) because of discounting, acquiring information further in the future is preferable, (ii) as the firm's marginal cost moves over time, information becomes stale over time, and (iii) as the cost of information is linear in entropy, there is no benefit to smoothing its acquisition over time. Thus, by acquiring information only when it is used, the firm pushes information acquisition further into the future and never acquires information that becomes stale while not increasing the marginal cost of the information that it acquires.

Second, we show that the firm should always acquire Gaussian signals when they reset their prices. Intuitively, as the firm sets $p_{i,t} = \mathbb{E}_{i,t}[q_{i,t}|S_i^t]$, the firm's expected per period loss until it resets its price is proportional to $\mathbb{V}[q_{i,t}|S_i^t]$. Thus, the firm's payoffs depend only on a sequence of conditional variances of a Gaussian random variable. Under mutual information, the cheapest way to achieve such a sequence is with a sequence of signals that maximizes entropy. The highest

entropy distribution for any expected variance-covariance matrix is the Gaussian one. Combining this observation with the fact that the best predictor of future optimal prices is the current optimal price, we obtain that the firm should always acquire a Gaussian signal of its current optimal price:

$$s_{i,t} = q_{i,t} + \hat{\sigma}_{i,t} \varepsilon_{i,t} \quad (17)$$

where $\varepsilon_{i,t}$ is an independent and identically distributed standard normal random variable and $\hat{\sigma}_{i,t}$ is an adapted sequence of signal standard deviations.

Third, we characterize the optimal noise in signals. To do this, we observe that the firm's posterior variance about optimal reset prices is a sufficient statistic for the firm's dynamic problem. Thus, letting $U_{i,t-}$ be the firm i 's prior uncertainty in period t , we have that firms solve:

$$V(U_{i,t-}) = \max_{U_{i,t} \leq U_{i,t-}} -U_{i,t} \frac{B}{2} \mathbb{E}^h \left[\int_0^h e^{-r\tau} d\tau \right] + \mathbb{E}^h \left[e^{-rh} V(U_{i,t} + \sigma^2 h) \right] + \frac{\omega}{2} \ln \left(\frac{U_{i,t}}{U_{i,t-}} \right) \quad (18)$$

The first term is the expected loss from mispricing, which is $U_{i,t} \times \frac{B}{2}$ per period, for the expected discounted duration of the pricing spell. The second term is the continuation value. If you reset your price in h periods, uncertainty at that point is your posterior uncertainty today plus the volatility of the ideal price multiplied by h . These two terms give rise to a trade-off: information today is more valuable the more likely it is that you reset your price soon because you will have better information the next time you set your price, but losses from mispricing are lower if you reset your prices sooner. The final term is simply the cost of achieving a given level of posterior uncertainty given the mutual information form of costs. These trade-offs yield the claimed first-order condition.

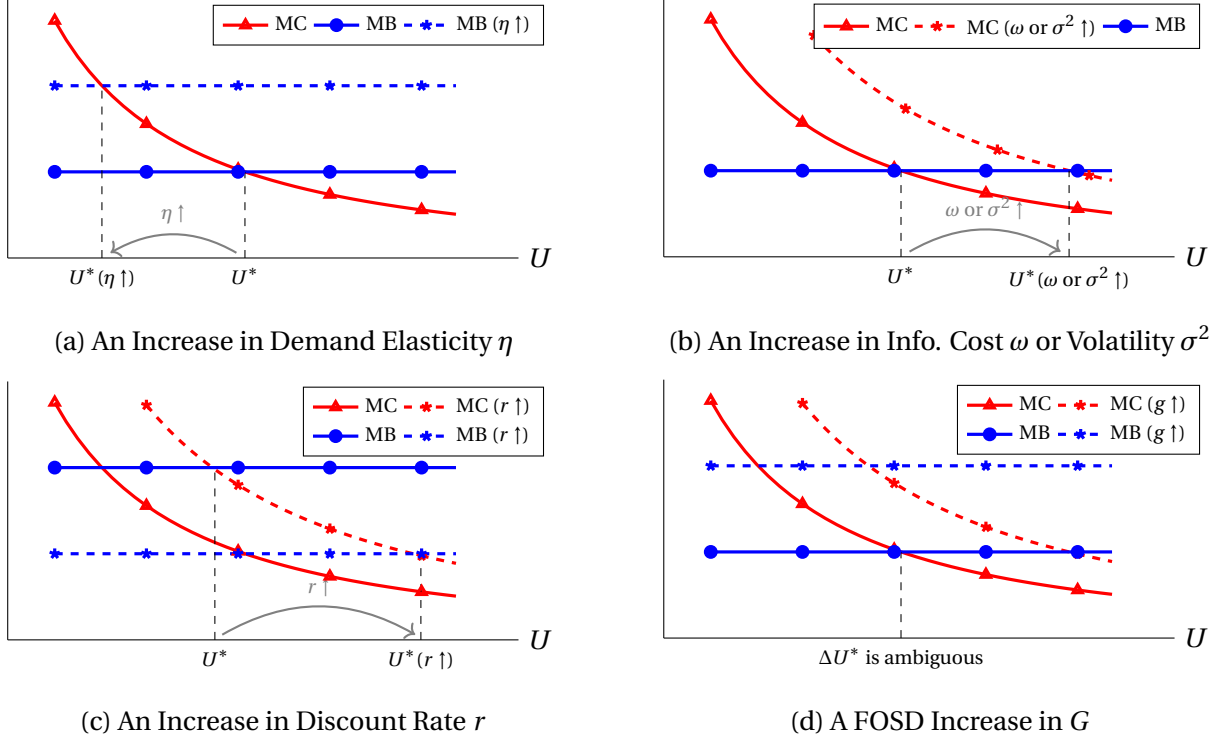
Importantly, the optimal level of *posterior* uncertainty does not depend on *prior* uncertainty when firms come to reset prices. Intuitively, having better prior information reduces the cost of obtaining better posterior information. However, under mutual information, it does not change the *marginal cost* of better information and so the optimal policy is invariant to $U_{i,t-}$.

3.2. The Economic Forces That Shape Optimal Uncertainty

We now study how changes in price stickiness, the volatility of marginal costs, and the costs and benefits of more precise information affect the optimal level of uncertainty.

Comparative Statics. The following result characterizes how the optimal reset level of uncertainty depends on various features of the underlying economic environment:

Figure 1: Comparative Statics of Optimal Reset Uncertainty in Model Parameters



Corollary 1 (Comparative Statics for Optimal Uncertainty). *The optimal level of uncertainty upon resetting the price, U^* , is:*

1. *Decreasing in the price elasticity of demand, η*
2. *Increasing in the cost of information, ω*
3. *Increasing in the volatility of marginal costs, σ^2*
4. *Increasing in the discount rate, r .*

Changes in the distribution of price reset opportunities, G , in the sense of first-order stochastic dominance (FOSD), have an ambiguous effect on U^ .*

Proof. See Appendix A.2 ■

We illustrate these comparative statics in Figure 1. Intuitively, a greater price elasticity of demand increases the profit losses from mispricing and leads firms to acquire more precise information. Moreover, when marginal costs become more volatile, it becomes more expensive to target a given level of uncertainty and the benefits do not change. Thus, when marginal cost volatility increases, so too does optimal uncertainty. When the discount rate increases, future losses from mispricing become smaller and the value of information for future decisions is smaller. Thus, higher discount rates lead to greater uncertainty. Changes in the flexibility of prices have ambiguous impacts

because of two countervailing effects. First, as price reset opportunities become less frequent, the value of information until you next reset prices is greater because you keep your price fixed based on this information for a longer period of time. Second, when price adjustment is less frequent, information acquired today is less valuable for future price resetting opportunities because marginal costs are likely to have changed by more when you next come to reset your prices. Which of these effects dominates depends on the other parameters of the problem and the total effect of price flexibility on optimal uncertainty is ambiguous.

Special Cases and Bounds on Uncertainty. To illustrate these results, it is informative to consider the special case of Taylor pricing, in which optimal uncertainty can be solved in closed form.

Corollary 2 (Optimal Uncertainty Under Taylor Pricing). *Under Taylor pricing, i.e., firms reset prices every $k \in \mathbb{R}_+$ periods, optimal reset uncertainty is given by:*

$$U^* = \frac{-\left(B \frac{1-e^{-rk}}{r} \sigma^2 k - \omega(1-e^{-rk})\right) + \sqrt{\left(B \frac{1-e^{-rk}}{r} \sigma^2 k - \omega(1-e^{-rk})\right)^2 + 4B \frac{1-e^{-rk}}{r} \omega \sigma^2 k}}{2B \frac{1-e^{-rk}}{r}} \quad (19)$$

Moreover, in the special case in which discounting is zero, we have that:

$$\lim_{r \rightarrow 0} U^* = -\frac{\sigma^2 k}{2} + \sqrt{\left(\frac{\sigma^2 k}{2}\right)^2 + \omega \frac{\sigma^2}{B}} \quad (20)$$

Proof. See Appendix A.3. ■

In the special case of no discounting, the general comparative statics from Corollary 1 are particularly simple to observe: increases in ω and σ^2 and decreases in B increase U^* . Moreover, in the Taylor special case with no discounting, we observe that U^* is decreasing in k . This is because the effect of using information for longer dominates the effect that information acquired today is less useful the next time that the firm resets its price.

Finally, even when optimal uncertainty does not admit an explicit solution, tight bounds on its value can be attained by considering the special limit cases in which marginal costs are infinitely volatile and marginal costs are constant over time. In these cases, we can solve for the optimal level of uncertainty in closed form. As per our earlier comparative statics, these cases also provide upper and lower bounds on firms' optimal uncertainty.

Corollary 3 (Special Cases and Bounds for Optimal Uncertainty). *In the limit of infinite volatility, optimal reset uncertainty is:*

$$\lim_{\sigma^2 \rightarrow \infty} U^* = \frac{\omega r}{B} \frac{1}{1 - \mathbb{E}^h[e^{-rh}]} \equiv U^{Max} \quad (21)$$

In the limit of zero volatility, optimal reset uncertainty is:

$$\lim_{\sigma^2 \rightarrow 0} U^* = \frac{\omega r}{B} \equiv U^{Min} \quad (22)$$

Moreover, any optimal reset uncertainty is such that $U^{Min} \leq U^* \leq U^{Max}$.

Proof. Immediate from Theorem 1 and Corollary 1. ■

Intuitively, when marginal costs are infinitely volatile, information acquired today has no value in making future price-setting decisions because the current state of marginal costs is completely uninformative about the future state of marginal costs. In this case, as price adjustment becomes more frequent, firms' optimal uncertainty increases. Intuitively, because information today has no continuation value, the only effect of more frequent price adjustments is that losses from mispricing based on information today occur for fewer periods. This makes information today less valuable and increases the optimal level of uncertainty. As this case minimizes the continuation value of information, this case also places an upper bound on the optimal uncertainty that a firm will choose.

Conversely, when marginal costs are close to constant, information today is equally useful today as it will be when the firm resets prices. Thus, the frequency of price adjustment is irrelevant to optimal uncertainty. As this case maximizes the continuation value of information, this case places a lower bound on firms' optimal uncertainty.

3.3. Selection and Uncertainty

Our model of endogenous information acquisition implies an important property: firms that are setting prices are the least uncertain. An important implication of this fact is that it is not average uncertainty that is relevant for the price-setting decisions of firms, but rather the optimal reset level of uncertainty. We call this phenomenon *selection in information acquisition*: it is the price-setting firm whose uncertainty matters and, as these are the firms that most recently acquired information, they are the least uncertain firms.

Corollary 4 (Uncertainty and Time Since Changing Price). *Consider a firm i at time t that changed its price h periods ago. The firm's uncertainty about its optimal price follows:*

$$U_{i,t} = U^* + \sigma^2 h \quad (23)$$

Proof. See Appendix A.4. ■

This predicted relationship between a firm's uncertainty and the duration of its pricing spell distinguishes our theory from models with exogenous information processing capacity or Gaussian

signals with constant precision. This is because, in models with Gaussian signals or constant capacity, the firm's beliefs follow a Kalman-Bucy filter in which $U_{i,t}$ converges to a constant. Thus, under either model, the firm's level of uncertainty is constant and does not depend on the time since the firm reset its price. As we will shortly see, the fact that the extent of firms' uncertainty depends on the duration of their pricing spell has important qualitative implications for monetary non-neutrality.

4 Implications for Monetary Non-Neutrality

Having characterized firms' optimal dynamic information policies, we now explore the implications of endogenous information acquisition for the propagation of monetary shocks. We find that uncertainty affects the cumulative impulse response of output to a monetary shock in a surprisingly simple way: it is equal to the benchmark with perfect information plus the ratio of the uncertainty of price-setting firms to the instantaneous variance of their marginal costs. This highlights the importance of the selection mechanism: it is not average uncertainty that matters, it is the uncertainty of price setters. Thus, the effects of a monetary shock with endogenous information acquisition always lie between those with perfect information and the benchmark under exogenously given imperfect information.

4.1. From Firm-Level Price Gaps to The Aggregate Output Gap

We begin by decomposing the aggregate response to shocks into firm-level responses to shocks. From the household's optimality conditions (Equations 7 and 8), we have that aggregate output follows:

$$y_t = \frac{1}{\gamma}(m_t - p_t) \quad (24)$$

where $y_t \equiv \log Y_t - \log Y_0$, $m_t \equiv \log M_t - \log M_0$, and $p_t \equiv \log P_t - \log P_0$. Following the literature on the propagation of monetary shocks (see *e.g.*, Alvarez and Lippi, 2014), we will primarily be interested in studying the cumulative impulse response (CIR) of output to a monetary shock from the steady state at time $t = 0$:

$$\mathcal{M} = \int_0^{\infty} y_t dt \quad (25)$$

To compute this CIR, we can re-express the aggregate output gap as an integral of firm-level output gaps and then integrate this over time. Formally, by log-linearizing the ideal price index

(Equation 6), we have that:

$$p_t = \int_0^1 p_{i,t} di \quad (26)$$

Thus, we decompose the aggregate output gap as the integral of firm-level output gaps, $y_t = \int_0^1 y_{i,t} di$, where firm-level output gaps follow:

$$y_{i,t} = -\frac{1}{\gamma}(p_{i,t} - q_{i,t}) \quad (27)$$

Hence, to characterize the response to monetary shocks, we need only consider how firms' prices respond to the shock. To do this, we decompose firms' output gaps into two components. The first is the belief gap, $y_{i,t}^b = \frac{1}{\gamma}(q_{i,t} - \mathbb{E}_{i,t}[q_{i,t}])$, which measures the output effects of firms' errors in pricing from having incorrect information. The second is the perceived gap, $y_{i,t}^x = -\frac{1}{\gamma}(p_{i,t} - \mathbb{E}_{i,t}[q_{i,t}])$, which arises from a firm's price not having adjusted since it receives information. For a firm that last changed its price h periods ago and that has an initial belief gap y^b , perceived gap y^x , we define the firm-level cumulative output gap as

$$Y(y^b, y^x, h) = \mathbb{E} \left[\int_0^\infty y_{i,t} dt \mid y_{i,0}^b = y^b, y_{i,0}^x = y^x, D_{i,0} = h \right] \quad (28)$$

Following the monetary shock, we define the initial joint distribution of changes in belief gaps and perceived gaps and the lengths of pricing spells as $\mathcal{F} \in \Delta(\mathbb{R}^3)$. Moreover, we define the respective marginal distributions as \mathcal{F}^b , \mathcal{F}^x , and \mathcal{F}^h . As pricing is time-dependent, the distribution of pricing durations is exogenous to any monetary shock. Thus, $\mathcal{F}^h = F$, which is the distribution of pricing spell lengths in the cross-section of firms, and y^b and y^x are independent of h . We therefore have that the CIR is given by:

$$\mathcal{M}(\mathcal{F}) = \int_{\mathbb{R}^3} Y(y^b, y^x, h) d\mathcal{F}(y^b, y^x, h) \quad (29)$$

This reduces the question of how monetary shocks affect output to answering two questions. First, how do firms' lifetime output gaps depend on their initial belief gap, initial perceived gap, and the time since they last changed their price via Y ? Second, how do we aggregate firms' lifetime output gaps to compute the CIR?

4.2. Characterization of Lifetime Output Gaps

We first characterize a firm's expected lifetime output gap. To do this, we make use of the following definitions. We define the average conditional duration as $\bar{D}_h = \mathbb{E}_g^{h'}[h'|h]$, which is simply how long a firm that reset its price h periods ago expects to wait before resetting its price. By Theorem 1, we have that the Kalman gain for a firm that resets its price τ periods after last resetting its price

is $\kappa_\tau = \frac{\sigma^2_\tau}{U^* + \sigma^2_\tau}$. We define the average conditional Kalman gain as $\bar{\kappa}_h = \mathbb{E}_g^{h'}[\kappa_{h'+h}|h]$, which is the expected Kalman gain at the next price reset opportunity for a firm that last reset its price h periods ago. With these objects in hand, the following Proposition characterizes the expected lifetime output gap of a firm

Proposition 1 (Lifetime Output Gap Characterization). *The expected lifetime output gap of a firm with initial pricing duration h , initial belief gap y^b , and initial perceived gap y^x is given by:*

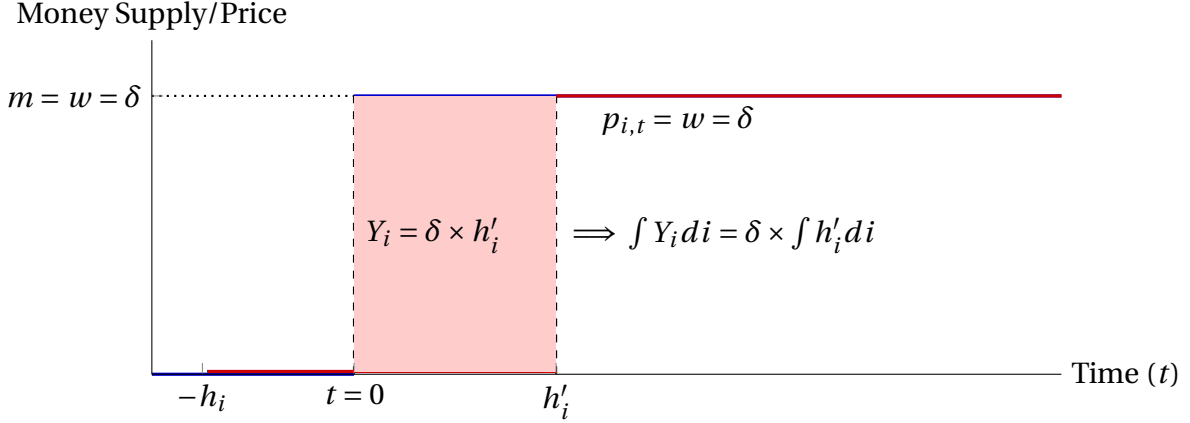
$$Y(y^b, y^x, h) = \bar{D}_h y^x + \left(\bar{D}_h + \bar{D}_0 \frac{1 - \bar{\kappa}_h}{\bar{\kappa}_0} \right) y^b \quad (30)$$

Proof. See Appendix A.5 ■

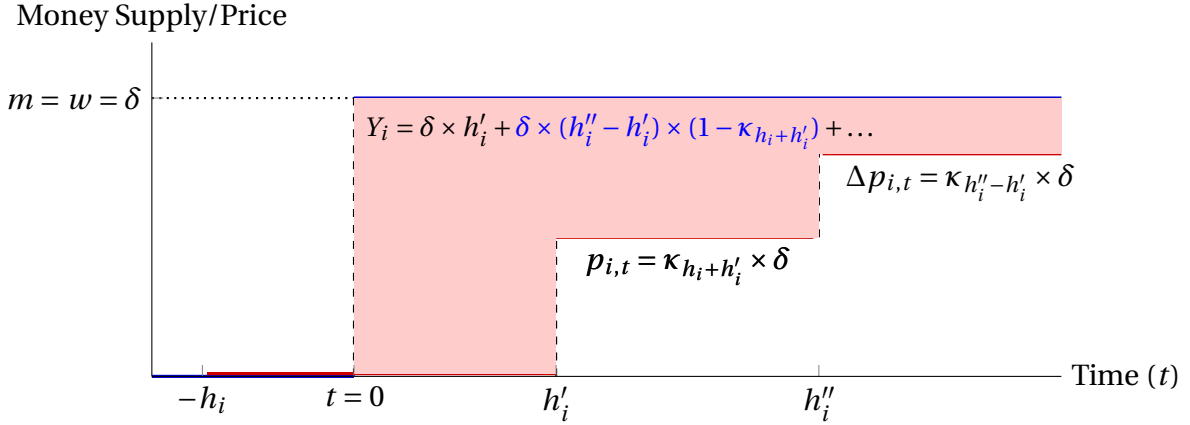
To understand this result, consider first the lifetime output effect of a perceived gap. Importantly, as the firm knows its perceived gap, it persists only until the firm can reset its price in h' periods, at which point any perceived gap is reset to zero. We illustrate this in panel (a) of Figure 2. Thus, as the firm on average will take \bar{D}_h periods to reset its price, the lifetime effect of a perceived gap y^x is simply $\bar{D}_h y^x$.

Second, in contrast to perceived gaps, belief gaps persist forever. We illustrate the dynamics for a sample path of price adjustment following a monetary shock that affects belief gaps in panel (b) of Figure 2. Initially, a belief gap operates in much the same way as a perceived gap. Until the firm next resets its price, in expectation its belief gap remains y^b and so until the first price reset a belief gap also contributes $\bar{D}_h y^b$ to the expected lifetime output gap of the firm. After this point, its behavior becomes more complicated. In particular, when a firm that reset its price h periods ago comes to reset its price in h' periods, Theorem 1 implies that it acquires a Gaussian signal of its marginal costs with a Kalman gain of $\kappa_{h+h'}$. Hence, if this firm had a belief gap of y^b at time t , it would have an expected belief gap of $\mathbb{E}_g^{h'}[1 - \kappa_{h+h'}|h]y^b = (1 - \bar{\kappa}_h)y^b$ at time $t + h'$. Moreover, on average, this belief gap persists for \bar{D}_0 periods before the firm's next price reset opportunity. Thus, between the first price reset and the second, the expected total output gap of a firm is $\bar{D}_0(1 - \bar{\kappa}_h)y^b$. After this point, if a further h'' periods elapse before the firm resets its price next, its Kalman gain at that point would be $\kappa_{h''}$ and so the firm's expected output gap at the second price reset opportunity would be $\mathbb{E}_g^{h''}[1 - \kappa_{h''}]\mathbb{E}_g^{h'}[1 - \kappa_{h+h'}|h]y^b = (1 - \bar{\kappa}_0)(1 - \bar{\kappa}_h)y^b$. Thus, once again integrating over the expected duration of the third pricing spell, this period contributes $\bar{D}_0(1 - \bar{\kappa}_0)(1 - \bar{\kappa}_h)y^b$ to the expected lifetime output gap. The same process now happens *ad infinitum* for all future spells: the initial belief gap gets down-weighted by $1 - \bar{\kappa}_0$ because of the acquisition of new information and each spell lasts \bar{D}_0 periods on average. Hence, the total effect of the belief gap on the lifetime output

Figure 2: Contribution of a Single Firm to Monetary Non-Neutrality



(a) Monetary Non-Neutrality with Full Information



(b) Monetary Non-Neutrality with Costly Information

gap is given by the following geometric series:

$$\bar{D}_h y^b + \sum_{k=0}^{\infty} \bar{D}_0 (1 - \bar{\kappa}_0)^k (1 - \bar{\kappa}_h) y^b = \bar{D}_h y^b + \bar{D}_0 y^b \frac{1 - \bar{\kappa}_h}{\bar{\kappa}_0} \quad (31)$$

which collapses to the claimed expression in Proposition 1.

4.3. The Propagation of Monetary Shocks

We now characterize the propagation of monetary shocks conditional on the distribution of output gaps that they induce on impact. This is simply the integral of the expected lifetime output gaps of firms over the joint distribution of price gaps and pricing spells. As price gaps and spell duration are independent, Proposition 1 immediately implies that:

$$\mathcal{M}(\mathcal{F}) = \mathbb{E}_{\mathcal{F}}[y^x] \bar{D} + \mathbb{E}_{\mathcal{F}}[y^b] \left(\bar{D} + \bar{D}_0 \frac{1 - \bar{\kappa}}{\bar{\kappa}_0} \right) \quad (32)$$

where $\bar{D} = \mathbb{E}_f^h[\bar{D}_h]$ is the average pricing duration in the population and $\bar{\kappa} = \mathbb{E}_f^h[\bar{\kappa}_h]$ is the average across all firms of the expected Kalman gain when they next reset their prices. These objects are in principle quite complicated: they are double integrals of Kalman gains and durations with respect to two different distributions—the conditional distribution of price reset opportunities G and the cross-sectional distribution of pricing spell durations F . However, Theorem 2 shows that they collapse to a simple formula in terms of only the uncertainty of price-setters U^* and the instantaneous variance of marginal costs σ^2 :

Theorem 2 (CIR Characterization). *Given an initial distribution $\mathcal{F} \in \Delta(\mathbb{R}^3)$, the CIR is given by:*

$$\mathcal{M}(\mathcal{F}) = \mathbb{E}_{\mathcal{F}}[y^x] \bar{D} + \mathbb{E}_{\mathcal{F}}[y^b] \left(\bar{D} + \frac{U^*}{\sigma^2} \right) \quad (33)$$

Proof. See Appendix A.6. ■

This result follows from showing that the net present value of the average Kalman gain in the cross-section is given by the ratio of price-setters' uncertainty to the instantaneous variance of marginal costs. Moreover, it has two important implications: imperfect information about monetary shocks amplifies their real effects and selection effects in information acquisition dampen the importance of imperfect information.

Imperfect Information Amplifies Monetary Non-Neutrality. Theorem 2 highlights that the effects of a monetary policy shock hinge on whether monetary policy shocks are observed (thus affecting perceived gaps) or unobserved (thus affecting belief gaps). Concretely, if there is a permanent monetary expansion of amount $m = \log M_t - \log M_0$ and it is unobserved, then all firms' initial belief gaps change by $y_m^b = \frac{m}{\gamma}$. We let the normalized CIR in this case be given by $\mathcal{M}^b = \mathcal{M}(\delta_0, \delta_{\frac{m}{\gamma}}, F) / \frac{m}{\gamma}$. By contrast, if the monetary shock m is observed, then $y^x = \frac{m}{\gamma}$ and no firm's belief gap changes. We let the normalized CIR in this case be given by $\mathcal{M}^x = \mathcal{M}(\delta_{\frac{m}{\gamma}}, \delta_0, F) / \frac{m}{\gamma}$. The following corollary characterizes the relative expansion of the economy under these two scenarios:

Corollary 5 (Imperfect Information Amplifies Monetary Non-Neutrality). *The difference between the normalized CIRs to a permanent and unobserved monetary shock and a permanent and observed monetary shock of the same size is:*

$$\Delta^{Info} \equiv \mathcal{M}^b - \mathcal{M}^x = \frac{U^*}{\sigma^2} > 0 \quad (34)$$

Proof. Immediate from Theorem 2. ■

The intuition for this result is simple: if firms are more sluggish in their adjustment of prices, then monetary policy has larger effects. Moreover, when firms have imperfect information, they are slower to adjust because they only learn about the shock over time.

Selection Dampens Monetary Non-Neutrality. Importantly, Theorem 2 shows that it is the uncertainty of price-setters alone that determines the non-neutrality of shocks and not the average uncertainty in the population. We let \mathcal{M}^{exo} be the CIR of an unobserved monetary shock when firms' uncertainty is exogenously fixed at some level \bar{U} . The following result characterizes the importance of selection or the fact that price-setters' uncertainty is what matters and not the average level of uncertainty in the population:

Corollary 6 (Selection Dampens Monetary Non-Neutrality). *The difference between the normalized CIRs to permanent and unobserved monetary shocks under exogenous uncertainty and endogenous uncertainty is given by:*

$$\Delta^{Select} \equiv \mathcal{M}^{exo} - \mathcal{M}^b = \frac{\bar{U} - U^*}{\sigma^2} > 0 \quad (35)$$

Proof. Immediate from Theorem 2. ■

Intuitively, as uncertainty is lowest for price-setters by Theorem 1, and greater uncertainty amplifies monetary non-neutrality, it is immediate that selection effects in information acquisition dampen monetary non-neutrality relative to a benchmark model in which all firms have exogenous uncertainty equal to some level \bar{U} . Moreover, our characterization from Theorem 2 gives us a simple formula by which selection effects can be quantified in the data.

4.4. Comparative Statics for Monetary Non-Neutrality

Finally, we study how changes in uncertainty, microeconomic volatility, and price stickiness affect the CIR. To aid intuition, we also provide an explicit formula for the CIR in the special case of Taylor pricing.

Uncertainty Shocks Dampen Monetary Non-Neutrality. First, we gauge how changes in firms' uncertainty affect the propagation of monetary policy shocks. Concretely, suppose that at time $t = 0$, each firm is subject to a shock that increases their prior uncertainty about their optimal reset price by $\tilde{U} > 0$. By computing the changes in the profile of Kalman gains across firms, we find the following formula for the effect of an uncertainty shock on the CIR:

Proposition 2 (Uncertainty Shocks Dampen Monetary Non-Neutrality). *The effect of an uncertainty shock $\tilde{U} > 0$ on the CIR is given by:*

$$\left. \frac{\partial^+ \mathcal{M}^b}{\partial^+ \tilde{U}} \right|_{\tilde{U}=0} = -\frac{1}{\bar{\kappa}_0} \frac{U^*}{\sigma^2} \mathbb{E}^h \left[\frac{\kappa_h^2}{\sigma^2 h} \right] < 0 \quad (36)$$

where ∂^+ denotes the right partial derivative of a function.

Proof. See Appendix A.7. ■

Intuitively, if firms are more uncertain, they rely less on their prior information and so update their prices more aggressively in response to the information they acquire. As a result, prices adjust more rapidly and the real effects of monetary policy are dampened following an uncertainty shock.

Greater Microeconomic Volatility Dampens Monetary Non-Neutrality. So far, we have seen how exogenous uncertainty shocks affect monetary non-neutrality. We now study the more complicated question of how changes in microeconomic volatility affect monetary non-neutrality. This is more subtle because while σ^2 decreases the CIR all else equal, we know from Corollary 1 that U^* will increase in response to an increase in σ^2 . This potential ambiguity notwithstanding, by combining Theorems 1 and 2, we find that increases in microeconomic volatility always dampen monetary non-neutrality:

Proposition 3 (Microeconomic Volatility Dampens Monetary Non-Neutrality). *The effect of greater microeconomic volatility σ^2 on the CIR is given by:*

$$\frac{\partial \mathcal{M}^b}{\partial \sigma^2} = -\frac{U^*}{\sigma^4} \frac{1 - \mathbb{E}_g^h [e^{-rh}(1 - \kappa_h)]}{1 - \mathbb{E}_g^h [e^{-rh}(1 - \kappa_h)^2]} < 0 \quad (37)$$

Proof. See Appendix A.8. ■

Intuitively, the direct effect of greater microeconomic volatility making firms rely less on prior information always dominates the fact that firms acquire less information when microeconomic volatility rises. This is qualitatively different from the role of microeconomic volatility in models that do not feature nominal rigidities, such as Moscarini (2004), in which marginal cost volatility can have non-monotone effects on price-responsiveness.

Price Stickiness Has an Ambiguous Effect on Monetary Non-Neutrality. Moreover, we observe in the following result that changes in the stickiness of prices have an *ambiguous* effect on the real effects of a monetary shock:

Proposition 4 (Ambiguous Effects of Price Stickiness on Monetary Non-Neutrality). *For $\varepsilon > 0$, let $G_\varepsilon(h) \equiv G(h - \varepsilon), \forall h \geq \varepsilon$ denote a distribution for the arrival of price change opportunities that increases the duration of all price spells by ε . Then, the effect of a greater price stickiness on the CIR as $\varepsilon \downarrow 0$ is given by:*

$$\left. \frac{\partial^+ \mathcal{M}^b}{\partial^+ \varepsilon} \right|_{\varepsilon=0} = \frac{1}{1 - \mathbb{E}_g^h [e^{-rh}(1 - \kappa_h)^2]} \left[1 - r \frac{U^*}{\sigma^2} \left(\frac{U^*}{U^{Min}} - 1 \right) \right] \geq 0 \quad (38)$$

Proof. See Appendix A.9. ■

This ambiguity arises because there are two (potentially) opposing forces at play. First, more sticky prices increase the average duration of pricing spells \bar{D} , which increases the real effects of

monetary shocks. Second, more sticky prices affect firms' optimal choice of uncertainty U^* . As we saw in Corollary 2 for the special case of Taylor pricing, more sticky prices can decrease firms' optimal uncertainty. This is quite intuitive: if the price is stuck for longer, it's more important to make that price a good one so it's better to acquire more information. Thus, the sign and magnitude of how changes in the stickiness of prices affect the CIR is a quantitative question to which we will return in Section 7.

The CIR Under Taylor Pricing. Finally, to aid intuition for the economic forces that shape the CIR, we solve in closed form for the CIR in the special case of Taylor pricing with no discounting:

Corollary 7. *Under Taylor pricing and zero discounting, i.e., firms reset prices every $k \in \mathbb{R}_+$ periods and $r = 0$, the CIR is given by:*

$$\mathcal{M}^b = \sqrt{\left(\frac{k}{2}\right)^2 + \frac{\omega}{B\sigma^2}} \quad (39)$$

Proof. Immediate from combining Theorem 2 and Corollary 2. ■

It is immediate from this formula that: increases in microeconomic volatility lower the CIR; increases in the price elasticity of demand lower the CIR; increases in the cost of information increase the CIR; and increases in price stickiness increase the CIR but by less than one-for-one because of the endogenous response of firms acquiring more information when stickiness increases.

5 Identification of the Real Effects of Monetary Policy

In our final theoretical results, we turn to which data are necessary and sufficient to identify the real effects of monetary policy in the presence of endogenous information acquisition. We show that the cross-sectional distributions of uncertainty and pricing durations across firms are sufficient to identify the CIR. Moreover, we show that access to standard data on price changes is insufficient to identify the component of CIR that stems from firms' subjective uncertainty. Thus, in a formal sense, access to information about firms' uncertainty is necessary for the identification of the CIR.

5.1. The Distributions of Uncertainty and Pricing Durations Are Sufficient for Identification

We first show how data on firms' uncertainty about their optimal reset prices and the duration of their pricing spells are sufficient to identify the CIR. Formally, let l be the density of firms' uncertainty. An implication of Theorem 1 is that the distribution of firms' uncertainty and the distribution of firms' spell lengths f are closely related:

Proposition 5 (Characterization of the Distribution of Uncertainty). *The cross-sectional density of uncertainty about optimal reset prices $l \in \Delta(\mathbb{R}_+)$ is given by:*

$$l(z) = \begin{cases} 0, & z < U^*, \\ \frac{1}{\sigma^2} f\left(\frac{z-U^*}{\sigma^2}\right), & z \geq U^*. \end{cases} \quad (40)$$

where $f(\cdot) = \frac{1}{\bar{D}_0}(1 - G(\cdot))$ is the density of ongoing spell lengths in the cross-section.

Proof. See Appendix A.10 ■

This result tells us that knowledge of the distribution of uncertainty l and the length of ongoing pricing spells f is sufficient to identify the uncertainty of price-setters U^* , the instantaneous variance of marginal costs σ^2 , and the average expected duration of pricing spell \bar{D} , which in turn identify the CIR $\mathcal{M}(\mathcal{F})$ for any \mathcal{F} .

From Identification to Estimation. Moreover, this result suggests a simple methodology by which U^* and σ^2 can be estimated from data. First, observe that the uncertainty of price-setters is given by the mode of the uncertainty distribution $U^* = \text{mode}_l[U]$. Thus, given an empirical estimate of the uncertainty distribution \hat{l} , we obtain the following estimator for U^* :

$$\hat{U}^* = \text{mode}_{\hat{l}}[U] \quad (41)$$

Second, given an empirical estimate \hat{f} of the distribution of ongoing spell lengths and our estimate of the uncertainty of price-setters \hat{U}^* , by Proposition 5 we can determine the model implied uncertainty distribution as:

$$l^M(z; \sigma^2) = I_{[z \geq \hat{U}^*]} \frac{1}{\sigma^2} \hat{f}\left(\frac{z - \hat{U}^*}{\sigma^2}\right) \quad (42)$$

which depends on a single parameter, the volatility of marginal costs σ^2 . We can then therefore estimate σ^2 by minimizing the distance between $l^M(\sigma^2)$ and \hat{l} :

$$\hat{\sigma}^2 \in \arg \min \int_{\hat{U}^*}^{\infty} (\hat{l}(z) - l^M(z; \sigma^2))^2 dz \quad (43)$$

Thus, we now have a practical method that would allow us to leverage data on uncertainty and durations to estimate the CIR.

5.2. Data on Price Changes Are Insufficient for Identification

We finally show that data on uncertainty is *necessary* in the sense that data on price changes and pricing durations are *insufficient* to identify the CIR in the absence of information about uncertainty. As is well known (see *e.g.*, Alvarez, Le Bihan, and Lippi, 2016), data on price changes are sufficient to identify the CIR in many models with both state-dependent pricing and time-dependent pricing

frictions. Thus, it is natural to ask if data on price changes (potentially alongside data on pricing durations) are sufficient to identify the CIR in the presence of endogenous information acquisition. The following result answers this question in the negative:

Theorem 3 (Invariance to Uncertainty of the Distribution of Price Changes). *The distribution of price changes conditional on a firm changing its price $H \in \Delta(\mathbb{R})$ is invariant to U^* and follows:*

$$H(\Delta p) = \int_0^\infty \Phi\left(\frac{\Delta p}{\sigma\sqrt{h}}\right) dG(h) \quad (44)$$

where Φ is the standard normal CDF

Proof. See Appendix A.11. ■

We prove this result by first deriving the conditional distribution of price changes conditional on a firm's last pricing spell lasting h periods and conditional on a firm's information set at the beginning of its last pricing spell S_i^{t-h} . We show that the conditional variance of such price changes is invariant to the information set of the firm. Intuitively, the nature of the firm's optimal information acquisition makes its price change independent of the prices that it previously charged. Moreover, from the form of the firm's optimal information policy derived in Theorem 1, the conditional variance of price changes depends only on the volatility of marginal costs σ and the length of the pricing spell h and is given by $\sigma^2 h$. By mixing this distribution over the distribution of pricing durations, we obtain the distribution of price changes.

The important upshot of this result is that data on price changes, even in conjunction with data on pricing durations, are insufficient to identify U^* and, therefore, the real effects of monetary policy when there is endogenous information acquisition. Thus, data on uncertainty are not only sufficient for identifying U^* , but they are also necessary.

6 Using Survey Data to Quantify and Test the Model

We have shown how to identify the effects of uncertainty on the real effects of monetary shocks given information about firms' uncertainty and the volatility of their marginal costs. We now show how to use survey microdata on firms' uncertainty and the duration of their pricing spells to identify and estimate these sufficient statistics. Using a survey of New Zealand firms from [Coibion, Gorodnichenko, Kumar, and Ryngaert \(2021\)](#), we perform this estimation. Turning to the CIR to a monetary shock, we find that the effect of uncertainty is of comparable magnitude to the effect of price stickiness itself and that the effect of selection is of a comparable magnitude again. From this, we conclude that uncertainty is critical for understanding the real effects of monetary policy and that the endogeneity of information acquisition is equally important.

6.1. Survey Data on Firms' Uncertainty and Pricing Duration

Motivated by our identification results, we need data on firms' uncertainty about their optimal reset prices and how long ago they last reset their price. To obtain these data, we use the survey of firm managers in New Zealand described in [Coibion, Gorodnichenko, Kumar, and Ryngaert \(2021\)](#), implemented between 2017Q4 and 2018Q2. The survey included 515 firms with six or more employees. These firms were a random sample of firms in New Zealand with broad sectoral coverage.⁴

These data contain two questions that allow us to measure the key objects of interest. First, firms are asked about their subjective uncertainty about their ideal prices:

*Q1: If your firm was free to change its price (i.e. suppose there was no cost to renegotiating contracts with clients, no costs of reprinting catalogues, etc. . .) today, what probability would you assign to each of the following categories of possible price changes the firm would make? Please provide a percentage answer.*⁵

As the survey was conducted by phone, firms' answers are consistent in that they feature no probabilities below zero and all probabilities sum to one. To compute an estimate of the firm's uncertainty, we first compute an estimate of the firm's expectation of its optimal price by taking the midpoint of each bin and computing its expected value under the probabilities the firm manager provides. Then, we construct an estimate of the firm's uncertainty by computing the variance under the elicited probability distribution.⁶ This gives us a measure U_i of firm i 's uncertainty about its optimal reset price for each of the firms in our sample.

Second, firms are asked the time that has elapsed since they last changed their price:

Q2: When did your firm last change its price (in months) and by how much (in % change)?

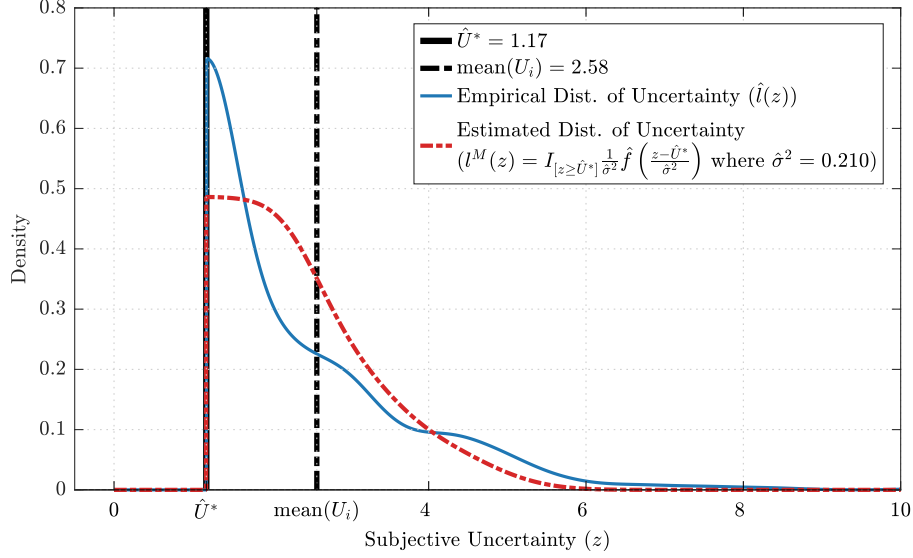
This straightforwardly gives us a measure D_i of the duration of firm i 's pricing spell.

⁴Previous works have used the survey data to characterize how firms form their expectations. For example, [Afrouzi \(2024\)](#) shows that strategic complementarity decreases with competition and reports that firms with more competitors have more certain posteriors about aggregate inflation. Also, [Coibion, Gorodnichenko, Kumar, and Ryngaert \(2021\)](#) evaluate the relation between first-order and higher-order expectations of firms, including how they adjust their beliefs in response to a variety of information treatments. [Yang \(2022\)](#) shows that firms producing more goods have both better information about inflation and more frequent but smaller price changes. See [Coibion, Gorodnichenko, Kumar, and Ryngaert \(2021\)](#) for a comprehensive description of the survey.

⁵Firms assigned probabilities to the following 16 bins: less than -25%, from -25% to -15%, from -15% to -10%, from -10% to -8%, from -8% to -6%, from -6% to -4%, from -4% to -2%, from -2% to 0%, from 0% to 2%, from 2% to 4%, from 4% to 6%, from 6% to 8%, from 8% to 10%, from 10% to 15%, from 15% to 25%, more than 25%.

⁶When we calculate the variance, we assume a uniform distribution within each bin. For example, if a firm assigns 100% on the bin "2-4 percent", then the implied variance is $\frac{1}{12}(4 - 2)^2 = 1/3$.

Figure 3: Distributions of Firms' Subjective Uncertainty in the Data and the Model



Notes: This figure shows the distribution of firms' subjective uncertainty about their ideal prices. The black vertical solid line shows the mode of the empirical distribution of subjective uncertainty (\hat{U}^*) and the black vertical dashed line shows the mean of the subjective uncertainty observed in the survey data. The blue solid line is the empirical distribution of uncertainty $\hat{l}(z)$. The red dashed line shows the estimated distribution of uncertainty ($l^M(z)$) from Equation 42 using the empirical distribution of time since the last price changes (\hat{f}) and the estimated uncertainty of shocks ($\hat{\sigma}^2$).

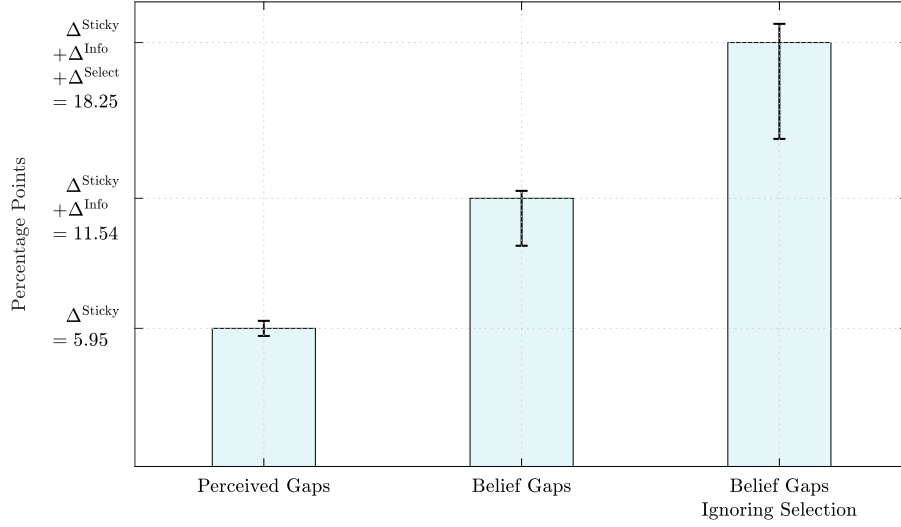
6.2. The Quantitative Impact of Uncertainty and Selection

We now use these data to quantify the importance of both uncertainty and selection for monetary non-neutrality. We first estimate the density of pricing durations and uncertainty using standard kernel density methods to obtain \hat{f} and \hat{l} .⁷ We then obtain \hat{U}^* and $\hat{\sigma}^2$ using our estimators from Equations 41 and 43. For all estimated objects, we construct standard errors using the bootstrap.⁸ From this exercise, we obtain that $\hat{U}^* = 1.17$ (S.E.: 0.02) and $\hat{\sigma}^2 = 0.21$ (S.E.: 0.03). In Figure 3, we plot the estimated uncertainty distribution (in red) alongside the empirical uncertainty distribution (in blue). The fit, while not perfect, is surprisingly good given we only have one degree of freedom (the volatility of marginal costs σ^2) to match the entire distribution. In Appendix Figure B.1, we plot the estimated conditional durations of pricing spells \bar{D}_h as well as the estimated conditional Kalman gains $\bar{\kappa}_h$ that these estimates imply. In Appendix Figure B.2, we plot the estimated distribution of price reset opportunities G and the corresponding hazard function θ , which is increasing in the

⁷We estimate \hat{l} using a standard kernel density function with a bandwidth of 0.34 on $[0, 50]$. We then obtain \hat{U}^* as the mode of \hat{l} and reestimate the kernel density on $[\hat{U}^*, 50]$. We estimate \hat{f} with a bandwidth of 2.4 on $[0, 80]$.

⁸Formally, for $d = 1, \dots, 10,000$, we uniformly resample $N = 515$ data points (the number of observations in the survey data). We re-estimate \hat{f}_d and \hat{l}_d using these data. We then re-estimate any model-implied quantities under these distributions and compute the distribution of the resulting estimates over the 10,000 bootstrap samples. We then compute the standard error as the standard deviation of the resulting distribution.

Figure 4: Estimated Monthly Cumulative Impulse Responses to an Initial 1 Percentage Point Output Gap under Different Scenarios



Notes: This figure shows the output effects of a 1 percentage point shock to perceived gaps (left bar), to belief gaps (middle bar), and belief gaps ignoring the selection effect (right bar). The output effect of a 1pp perceived gap is the average duration of firms' pricing spells $\Delta^{\text{Sticky}} = \bar{D}$, the effect of a 1pp belief gap is the effect of a perceived gap plus $\Delta^{\text{Info}} = \frac{U^*}{\sigma^2}$, and the effect of 1pp belief gap without selection effect is $\Delta^{\text{Sticky}} + \Delta^{\text{Info}}$ plus $\Delta^{\text{Select}} = \frac{\bar{U} - U^*}{\sigma^2}$. We present 95% confidence intervals as black vertical lines.

duration of the pricing spell.

Using Theorem 2, we now estimate the extent to which uncertainty affects monetary non-neutrality as well as the extent to which selection effects in information acquisition matter. Figure 4 shows the monthly CIR of a 1 percentage point (pp) shock to output gaps under different scenarios (*i.e.*, to obtain the annual CIRs simply divide the following numbers by 12). First, we recall as a baseline that the output effect of a 1pp perceived gap is simply the average duration of firms' pricing spells $\Delta^{\text{Sticky}} = \bar{D}$, which we estimate to be 5.95pp (S.E.: 0.17). The effect of a 1pp belief gap is the effect of a perceived gap plus $\Delta^{\text{Info}} = \frac{U^*}{\sigma^2}$, which we estimate to be 5.59pp (S.E.: 0.59). Thus, accounting for uncertainty is approximately as important for monetary non-neutrality as accounting for the mechanical effects of price stickiness. We also estimate the importance of selection $\Delta^{\text{Select}} = \frac{\bar{U} - U^*}{\sigma^2}$, which is the error in what we would have estimated Δ^{Info} to be if we naively used firms' average uncertainty rather than the uncertainty of price-setters, which we find to be 6.71pp (S.E.: 0.80). Thus, explicitly accounting for uncertainty is about as important as accounting for price stickiness itself. Moreover, accounting for selection is slightly more important than accounting for price stickiness itself. Indeed, computing the effects of shocks ignoring selection would massively overstate the non-neutrality of monetary shocks.

Further Model Predictions in the Data. Given that endogenous and exogenous information models have significantly different implications for monetary policy, here we discuss what features of the data are consistent with the endogenous information model given other predictions of these two theories.

First, one significant prediction of the endogenous information model is that the distribution of uncertainty should inherit the shape of the distribution of pricing durations up to a scaling factor. As we saw in Figure 3, these two estimated distributions from the survey data are quite close, despite the fact that our model only allows for one free parameter to relate them. We suggest that such a close fit would be unlikely to be obtained in a model with exogenous information, as there should be no relationship between the two distributions.

Second, a stark quantitatively testable implication of the theory is that the magnitude of selection effects should always be equal to the average duration of firms' pricing spells. To see this, we can combine Corollary 6 with Corollary 4 to observe that:

$$\Delta^{\text{Select}} = \frac{\bar{U} - U^*}{\sigma^2} = \frac{\mathbb{E}_f[U^* + \sigma^2 h] - U^*}{\sigma^2} = \mathbb{E}_f[h] = \bar{D} \quad (45)$$

As nothing in our estimation approach imposes such a relationship, the prediction that $\Delta^{\text{Select}} = \bar{D}$ represents a strong overidentifying test of the theory. We estimate that $\widehat{\Delta^{\text{Select}}} - \bar{D} = 0.759$ with a 95% confidence interval (computed via the bootstrap) of $(-1.44, 1.54)$. We plot these estimates in Appendix Figure B.6. The t -statistic against the null that $\Delta^{\text{Select}} = \bar{D}$ is 0.689. Thus, we cannot reject this overidentifying restriction at any conventional level of statistical significance. This provides additional evidence in favor of the theory.

Finally, the endogenous information model also implies an upward-sloping relationship between uncertainty and time since the last price change at the firm level. We show in Appendix Figure B.5 and Appendix Table B.1 that the survey evidence is consistent with this prediction. We do not wish to over-emphasize this result as many factors that vary at the firm level could potentially drive such a result. That said, it provides further suggestive evidence in favor of the model.⁹

6.3. Robustness: Heterogeneity, Measurement Error, and General Time-Dependence

In three further analyses, we first probe the quantitative robustness of our findings when firms are heterogeneous in their nominal rigidities and marginal cost volatilities. Second, we perform a deconvolution analysis to explicitly account for the potential impact that measurement error

⁹Given our dataset is limited by the number of observations that we have in the survey, while we do find that firms that reset their prices more than one year ago are more uncertain, alternative specifications yield unsurprisingly noisy estimates.

Table 1: Estimates of Sectoral Heterogeneity in Uncertainty and Marginal Cost Volatility

	GDP Share	Obs.	\hat{U}^*	$\hat{\sigma}^2$
Manufacturing and Construction	0.284	195	1.209	0.161
Trade, Transportation, Accommodation, and Food Services	0.290	150	1.107	0.302
FIRE and Professional Services	0.426	170	1.090	0.241
GDP-Weighted Average of Three Sectors	1	515	1.129	0.236
All sector (Baseline)	1	515	1.173	0.210

Notes: This table shows the estimation results for \hat{U}^* and $\hat{\sigma}^2$ for three groups of sectors. We also present the GDP-weighted average of these estimates as well as the baseline estimates with all sectors. The GDP share is computed using the 2018 New Zealand GDP by sectors. FIRE stands for Financial Activities, Information, and Real Estate services sectors.

in the survey might have on our findings. Finally, we examine the importance of allowing for time-dependent pricing frictions that are more general than those of [Calvo \(1983\)](#).

Ex Ante Heterogeneity. We have assumed in our analysis that all firms are *ex ante* identical and differ only because they experience different productivity shocks and pricing spells. Of course, firms may be heterogeneous in several respects and this could matter for the propagation of monetary shocks. However, [Theorem 2](#) tells us how heterogeneity can matter in very precise ways. In particular, if we augment the model to allow for arbitrary cross-firm heterogeneity in all relevant primitives (pricing durations G_i , the costs of mispricing B_i , the costs of information acquisition ω_i , and the volatility of marginal costs σ_i), we have that the CIR to a belief shock is given by:

$$\mathcal{M}^b = \mathbb{E}[\bar{D}_i] + \mathbb{E}\left[\frac{U_i^*}{\sigma_i^2}\right] \quad (46)$$

where \bar{D}_i is the average expected duration implied by G_i and U_i^* is the posterior uncertainty of price setter i . Moreover, as $\mathbb{E}[\bar{D}_i] = \bar{D}$, heterogeneity does not matter for the mechanical term coming from price stickiness. Heterogeneity therefore matters precisely insofar as there is heterogeneity in $\frac{U_i^*}{\sigma_i^2}$. Moreover, by allowing for unrestricted heterogeneity in pricing hazards across firms, this formula holds under many recently developed extensions of the simple Calvo model, such as the mixed proportional hazard model proposed by [Alvarez, Borovičková, and Shimer \(2021\)](#).

To gauge the potential importance of such heterogeneity, we re-estimate U_i^* and σ_i^2 across different sectors, which are potentially quite likely to differ along each of the possible margins highlighted above. We present the results of this analysis in [Table 1](#). We find estimates of U^* that are very similar across sectors, ranging between 1.1 and 1.2, while finding more substantial heterogeneity in the instantaneous variance of marginal costs, ranging between 0.16 and 0.30.

Weighting each sector by its GDP contribution, we find that $\Delta^{\text{Info}} = \hat{\mathbb{E}} \left[\frac{\hat{U}_i^*}{\hat{\sigma}_i^2} \right] = 4.98$ (S.E.: 0.29), which is close to our baseline estimate of 5.59 without sectoral heterogeneity. More advanced modeling of heterogeneous pricing hazards across firms, such as that performed by [Alvarez, Borovičková, and Shimer \(2021\)](#), would require panel data to which we do not have access from this survey. Extending the analysis to account for heterogeneity of this sort is an interesting avenue for future work.

Measurement Error. As uncertainty is a complex variable to elicit, it is of course possible that firms' measured uncertainty is contaminated with measurement error. To examine the robustness of our results to the possibility of measurement error in firms' uncertainty, we use a standard deconvolution approach.

Formally, we assume that measurement error is additive in logarithms:

$$\log U_i = \log U_i' + \zeta_i \quad (47)$$

where U_i is the uncertainty that we measure, U_i' is true uncertainty for firm i , and $\zeta_i \sim N(0, \sigma_\zeta^2)$ is measurement error with mean zero and variance σ_ζ^2 . We then estimate the distribution of firms' true uncertainty l' by using the deconvolution kernel density approach of [Stefanski and Carroll \(1990\)](#) and selecting the theoretically optimal bandwidth for a Gaussian distribution from the observed data. From the estimated distribution of true uncertainty $\hat{l}'(\sigma_\zeta^2)$, we compute its mode as our estimate of the optimal reset uncertainty, $\hat{U}^*(\sigma_\zeta^2) = \text{Mode}_{\hat{l}'}[U']$. Following [Proposition 5](#), we then have that the model-implied uncertainty distribution is given by:

$$l^M(z; \sigma^2, \sigma_\zeta^2) = \mathbb{1}[z \geq \hat{U}^*(\sigma_\zeta^2)] \frac{1}{\sigma^2} \hat{f} \left(\frac{z - \hat{U}^*(\sigma_\zeta^2)}{\sigma^2} \right) \quad (48)$$

We can then estimate the variance of marginal costs σ^2 and the extent of measurement error σ_ζ^2 by minimizing the distance between the model-implied uncertainty distribution and the estimated distribution of true uncertainty:

$$\left(\hat{\sigma}^2, \hat{\sigma}_\zeta^2 \right) \in \arg \min \int_{\hat{U}^*(\sigma_\zeta^2)}^{\infty} \left(l'(z; \sigma_\zeta^2) - l^M(z; \sigma^2, \sigma_\zeta^2) \right)^2 dz \quad (49)$$

The estimated variance of measurement error is $\hat{\sigma}_\zeta^2 = 0.369$ and the estimated variance of marginal cost is $\hat{\sigma}^2 = 0.25$, which is larger than the baseline estimate of 0.21. Moreover, $\hat{U}^*(\hat{\sigma}_\zeta^2) = 0.73$ is smaller than the baseline estimate of 1.17. In [Appendix Figure B.3](#), we compare the estimated uncertainty distributions with and without measurement error. In [Appendix Figure B.7](#), we show the quantitative effects of accounting for measurement error on the CIR. We find a smaller, but quantitatively similar, value of Δ^{Info} and a larger, but quantitatively similar, value of Δ^{Select} .

Performance of the Model with Calvo (1983) Pricing. We have allowed for general time-dependence of pricing. It is interesting to inspect the extent to which restricting to Calvo (1983) pricing from the outset would have affected our quantitative conclusions. Concretely, we estimate the frequency of price-setting as $\hat{\theta} = \frac{1}{D}$. We then take \hat{f} as an exponential distribution with hazard $\hat{\theta}$ and re-estimate the CIR as before. In Appendix Figure B.4, compare the estimated uncertainty distribution to the empirical one. In Appendix Figure B.7, we show the effects of restricting to Calvo pricing on the CIR and find that has minimal quantitative effects. As a result, we argue that restricting to Calvo (1983) pricing is with little quantitative loss for quantifying the real effects of monetary policy in this empirical setting.

7 Counterfactuals: How Microeconomic Volatility and Price Stickiness Affect Monetary Non-Neutrality

In a final quantitative analysis, we study how changes in microeconomic volatility and price stickiness affect the degree of monetary non-neutrality. We leverage our empirical estimates to both sign and quantify the extent to which greater microeconomic volatility and price stickiness would affect the efficacy of monetary policy.

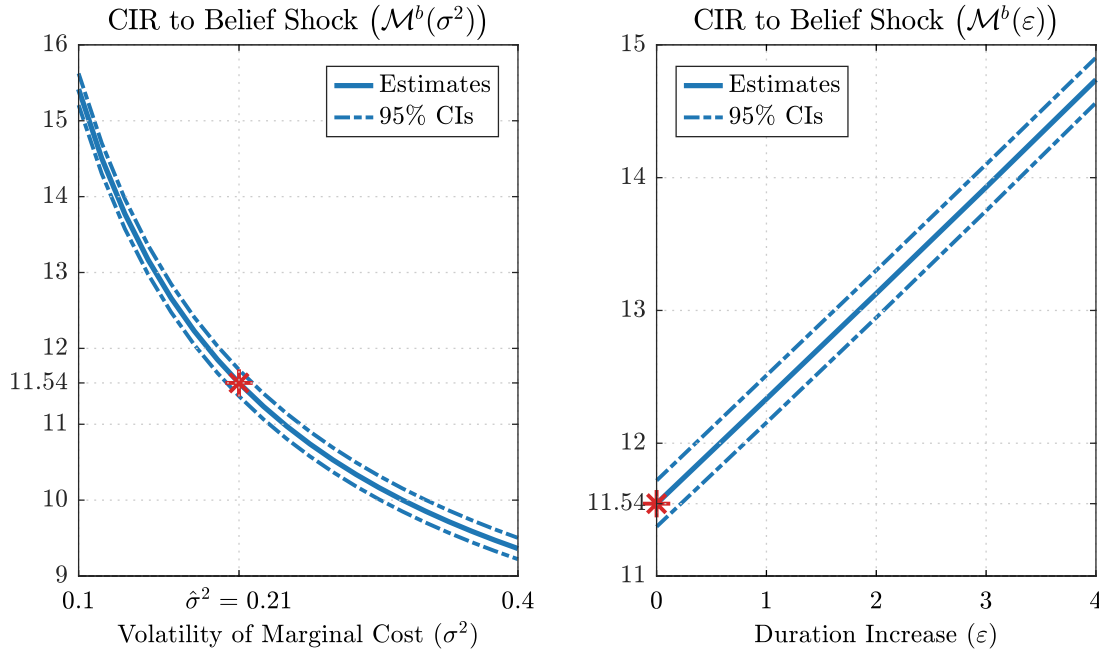
7.1. Microeconomic Volatility

We first use the model and data to ask how changes in microeconomic volatility matter for the propagation of monetary shocks. As evidence from Bloom, Floetotto, Jaimovich, Saporta-Eksten, and Terry (2018) shows that microeconomic volatility is significantly higher in recessions, this allows us to gauge the implications of this fact, through the lens of our model, for the relative efficacy of monetary policy in booms versus recessions.

The effect of σ^2 on the output CIR is regulated by two opposing forces. First, there is a direct effect of increasing the volatility of firms' marginal costs. This makes them pay attention less to their priors as they know that their past information is less accurate. This means that firms pay more attention to their information, which dampens the real effects of monetary shocks. Second, there is an indirect effect on firms' optimal information choice. By Proposition 3, we know that the first effect theoretically dominates and the CIR is always decreasing with σ^2 ; however, since this effect is mitigated by the optimal choice of U^* , our objective here is to quantify the net effect of σ^2 .

Given our identification results, we can estimate both the sign and magnitude of $\frac{\partial \mathcal{U}^b}{\partial \sigma^2}$ by using the structure of our model and our estimates of firms' pricing durations \hat{g} , optimal uncertainty \hat{U}^* , and microeconomic volatility $\hat{\sigma}^2$. Together, this information pins down the effects of microeconomic

Figure 5: Microeconomic Volatility, Price Stickiness, and Monetary Non-Neutrality



Notes: This figure shows two counterfactual analyses of how micro uncertainty and price stickiness affect monetary non-neutrality. The left panel shows the effect of microeconomic uncertainty on monetary non-neutrality. The right panel shows the effect of price stickiness on monetary non-neutrality. Red stars show our baseline estimates $\hat{\sigma}^2 = 0.21$ and $\varepsilon = 0$. We present 95% confidence intervals as blue dashed lines.

volatility on the CIR up to a single parameter, the discount rate of firms r .

The left panel of Figure 5 shows the value of the CIR for different values of microeconomic volatility σ^2 , where we have calibrated the value of r to 0.0034 to match an annual interest rate of 4 percent. We observe that doubling microeconomic volatility decreases the CIR from its benchmark value of 11.54pp to around 9pp; *i.e.*, a monetary shock that increases the value of output by one percent on impact has around 2.5 percentage points less impact on CIR when microeconomic volatility is doubled. This effect is not symmetric as the relationship is convex: cutting microeconomic uncertainty to half its estimated value of 0.21 increases the CIR to around 15.4pp, increasing the real effects of monetary shocks by around 4 percentage points. Finally, since r is the only externally calibrated parameter in this setting, the top panels of Appendix Figure B.8 show that these effects are robust and largely insensitive to alternative calibrations of the discount rate r , when it ranges from 0 (equivalent to an annual discount factor of 1) to 0.02 (equivalent to an annual discount factor of approximately 0.8).

Thus, we find that higher microeconomic volatility significantly dampens the real effects of monetary policy. This parallels a similar point that has been made in the context of models of lumpy adjustment (see *e.g.*, Vavra, 2014), in which higher volatility affects the frequency of price

adjustments. However, the mechanism that underlies this result in our model is entirely different and independent of its effect on the frequency of price adjustments. In our setting, frequency is governed by the time-dependent arrival hazard that is not affected by volatility. Instead, this effect follows because firms pay less attention to prior information when marginal costs are more volatile and are therefore more responsive to current information and monetary shocks. Moreover, the current literature on monetary non-neutrality with informational frictions (see *e.g.*, Afrouzi and Yang, 2021) largely emphasizes the role of macroeconomic volatility for monetary non-neutrality, while this result emphasizes the importance of microeconomic volatility (see *e.g.*, Lucas, 1972, Flynn, Nikolakoudis, and Sastry, 2023).

7.2. Price Stickiness

We now use the model to analyze how changes in price stickiness affect monetary non-neutrality. As we have modeled general time-dependent pricing, there are many ways to perturb the stickiness of prices. For this exercise, to maximize transparency, we simply increase the duration of all pricing spells by a constant amount $\varepsilon > 0$, *i.e.*, a firm that would have reset its price at time h now resets its price at time $h + \varepsilon$. More formally, the distribution of price reset times changes from G to \tilde{G} , where $\tilde{G}(x) = G(x - \varepsilon)$ for all $x \geq \varepsilon$. Theorem 2 then implies that the effects on monetary non-neutrality of such an increase in price stickiness are given by:

$$\mathcal{M}^b(\varepsilon) = \bar{D} + \varepsilon + \frac{U^*(\varepsilon)}{\sigma^2} \quad (50)$$

where the first term is the direct effect of an increase in stickiness, which increases the average expected duration one-for-one. The second term is the indirect effect, which comes from how price stickiness affects the optimal level of uncertainty. Theorem 1 implies that this indirect effect has a theoretically ambiguous sign because of two countervailing effects of ε on U^* (as per Proposition 4). First, longer pricing durations make information more valuable for the current pricing spell by increasing its duration. Thus, a marginally better pricing decision now yields higher profits for a longer time. This encourages a lower level of optimal uncertainty. Second, longer pricing durations make information less valuable for all future pricing spells because today's information is less valuable further into the future. This serves to increase the marginal cost of information in the future and encourages a higher level of optimal uncertainty.

Despite this theoretical ambiguity, we can estimate both the sign and magnitude of these effects using our data, up to a calibration of the discount rate r . This requires us to estimate the ratio of the losses from mispricing parameter B to the information cost parameter ω , $\widehat{\left(\frac{B}{\omega}\right)}$, which we can do by finding the value of $\frac{B}{\omega}$ that rationalizes the U^* we see in the data. That is, we find the exact value of

$\frac{B}{\omega}$ that solves the firm's first-order condition for the optimal choice of U^* (from Theorem 1) given the U^* , σ^2 and g that we see in the data and any fixed value for r :

$$\left(\frac{B}{\omega}\right)(r) = \frac{r}{1 - \mathbb{E}_g^h[e^{-rh}]} \left(\frac{1}{\hat{U}^*} - \mathbb{E}_g^h \left[e^{-rh} \frac{1}{\hat{U}^* + \hat{\sigma}^2 h} \right] \right) \quad (51)$$

With this in hand, as ε moves, we can use Theorem 1 to solve for $U^*(\varepsilon)$ and then use Theorem 2 to compute how the CIR depends on ε .

The right panel of Figure 5 plots CIR as a function of ε under the calibrated value of r . We find that U^* decreases with ε but that the direct effect of price duration mostly dominates the sign of these changes on CIR; *e.g.*, increasing the duration of pricing spells by 4 months increases the CIR from its calibrated value of 11.54pp to around 14.74pp. Noting that if U^* were insensitive to ε this increase should have been one-for-one, we see that the total effect of the decline in U^* within this range is that it mitigates the direct effect of ε on pricing duration by about 50 basis points. Therefore, quantitatively, the decline in U^* offsets approximately 20% of the increase in monetary non-neutrality that stickiness would induce in a model without endogenous information acquisition. Finally, in the bottom panels of Appendix Figure B.8, to probe robustness to the sole externally calibrated parameter, we plot the results of this exercise as we vary r from 0 to 0.02.

8 Conclusion

In this paper, we study how to use firms' measured beliefs to quantify the degree of monetary non-neutrality in a general equilibrium model with nominal rigidities and endogenous information acquisition. We showed that the combination of these two ingredients leads to selection in information acquisition: the price-setting firms are the most informed in the cross-section at any given time and it is their beliefs that ultimately determine the degree of monetary non-neutrality. Implementing our approach in a survey of firms' beliefs in New Zealand, we estimate that endogenous information acquisition doubles the degree of monetary non-neutrality relative to the benchmark model with no information costs, while a model with exogenous information would overstate monetary non-neutrality by approximately 50%. Finally, we showed that data on beliefs are not only sufficient to identify the real effect of monetary policy but also necessary: commonly used data on the distribution of price changes are insufficient for identification in the presence of endogenous information acquisition.

More broadly, our framework has implications for how measured beliefs (*e.g.*, from surveys) can be used to uncover the macroeconomic impacts of imperfect and endogenous information. This is useful because it is *ex ante* unclear whose beliefs, and which aspects of those beliefs, matter for any

given outcome. For instance, within a standard general model of price-setting with endogenous information acquisition, we showed that the relevant moment of beliefs for monetary non-neutrality is *price-setters' uncertainty* about their optimal prices. This highlights how, for a given outcome of interest, one can use theory to narrow down whose beliefs to measure, what aspects of these beliefs to measure, and how to use these measured beliefs to understand macroeconomic phenomena at both quantitative and qualitative levels. Interestingly, in our case, our results imply that the ideal survey would use a *selected sample* of price-setters—as opposed to a representative sample of *all* firms, which is usually the targeted pool for firm surveys—and measure their *uncertainty about their desired prices*. We believe this implication should also hold in some form for settings where economic agents make infrequent decisions, such as households buying houses or other durable goods or firms making lumpy investment decisions. In all such settings, agents might prefer to acquire information when the decision is relevant and so averages of uncertainty from representative samples might exaggerate the degree of information rigidities that are relevant for macroeconomic outcomes.

Our analysis also highlights several questions for future research. Our model shows how a given and exogenous process for the arrival of price adjustments affects the dynamic information acquisition policy of firms. Nonetheless, the process for adjustment of prices can itself be affected by the information acquisition policies of firms. While we abstracted away from this feedback in this paper to focus on how the arrival process affects incentives for acquiring information over time, studying this feedback effect is an open question for future research, which can be achieved by extending our formulation of nominal rigidities by including menu costs for changing prices. In this regard, previous work by [Alvarez, Lippi, and Paciello \(2011, 2016\)](#) shows how such interactions work in models where agents can pay a fixed cost and update their information set to that of a fully informed agent. However, our analysis shows that when updating to such information sets is not cost-effective and information acquisition is flexible, these interactions could take more complicated forms as the histories of previous beliefs now matter by forming the agents' priors. While these models are analytically complex to solve, we think that our main model mechanism would still operate in a model with state-dependent pricing frictions. Indeed, previous work on menu cost models with flexible information acquisition costs demonstrates that firms do acquire additional information when they change their prices ([Gorodnichenko, 2008](#), [Yang, 2022](#)). Thus, how state-dependent pricing frictions affect the implications of uncertainty for monetary non-neutrality is a quantitative question that we leave to future research.

References

- AFROUZI, H. (2024): "Strategic inattention, inflation dynamics, and the non-neutrality of money," *Journal of Political Economy*, Forthcoming.
- AFROUZI, H., AND C. YANG (2021): "Dynamic rational inattention and the Phillips curve," CESifo Working Paper.
- ALVAREZ, F., H. LE BIHAN, AND F. LIPPI (2016): "The real effects of monetary shocks in sticky price models: A sufficient statistic approach," *American Economic Review*, 106(10), 2817–2851.
- ALVAREZ, F., AND F. LIPPI (2014): "Price setting with menu cost for multiproduct firms," *Econometrica*, 82(1), 89–135.
- ALVAREZ, F. E., K. BOROVIČKOVÁ, AND R. SHIMER (2021): "Consistent evidence on duration dependence of price changes," NBER Working Paper No. 29112.
- ALVAREZ, F. E., F. LIPPI, AND L. PACIELLO (2011): "Optimal price setting with observation and menu costs," *The Quarterly Journal of Economics*, 126(4), 1909–1960.
- (2016): "Monetary shocks in models with inattentive producers," *The Review of Economic Studies*, 83(2), 421–459.
- ANGELETOS, G.-M., AND J. LA'O (2009): "Incomplete information, higher-order beliefs and price inertia," *Journal of Monetary Economics*, 56, S19–S37.
- ANGELETOS, G.-M., AND C. LIAN (2018): "Forward guidance without common knowledge," *American Economic Review*, 108(9), 2477–2512.
- BALEY, I., AND A. BLANCO (2019): "Firm uncertainty cycles and the propagation of nominal shocks," *American Economic Journal: Macroeconomics*, 11(1), 276–337.
- BILS, M., AND P. J. KLENOW (2004): "Some evidence on the importance of sticky prices," *Journal of political economy*, 112(5), 947–985.
- BLOOM, N., M. FLOETOTTO, N. JAIMOVICH, I. SAPORTA-EKSTEN, AND S. J. TERRY (2018): "Really uncertain business cycles," *Econometrica*, 86(3), 1031–1065.
- BONOMO, M., C. CARVALHO, R. GARCIA, V. MALTA, AND R. RIGATO (2023): "Persistent Monetary Non-neutrality in an Estimated Menu Cost Model with Partially Costly Information," *American Economic Journal: Macroeconomics*, 15(2), 466–505.
- CALVO, G. A. (1983): "Staggered prices in a utility-maximizing framework," *Journal of Monetary Economics*, 12(3), 383–398.
- CANDIA, B., O. COIBION, AND Y. GORODNICHENKO (2023): "The macroeconomic expectations of firms," in *Handbook of Economic Expectations*, pp. 321–353. Elsevier.
- CAPLIN, A. (2016): "Measuring and modeling attention," *Annual Review of Economics*, 8, 379–403.
- CARVALHO, C. (2006): "Heterogeneity in price stickiness and the real effects of monetary shocks," *Frontiers in Macroeconomics*, 2(1).
- CARVALHO, C., AND F. SCHWARTZMAN (2015): "Selection and monetary non-neutrality in time-dependent pricing models," *Journal of Monetary Economics*, 76, 141–156.
- COIBION, O., Y. GORODNICHENKO, AND S. KUMAR (2018): "How do firms form their expectations? New survey evidence," *American Economic Review*, 108(9), 2671–2713.
- COIBION, O., Y. GORODNICHENKO, S. KUMAR, AND J. RYNGAERT (2021): "Do you know that I know that you know...? Higher-order beliefs in survey data," *The Quarterly Journal of Economics*, 136(3), 1387–1446.
- COVER, T. M., AND J. A. THOMAS (1991): *Elements of information theory*. John Wiley & Sons.
- FLYNN, J. P., G. NIKOLAKOUDIS, AND K. A. SASTRY (2023): "A Theory of Supply Function Choice and Aggregate Supply," Manuscript.
- GOLOSOV, M., AND R. E. LUCAS (2007): "Menu costs and Phillips curves," *Journal of Political Economy*, 115(2), 171–199.
- GORODNICHENKO, Y. (2008): "Endogenous information, menu costs and inflation persistence," NBER Working Paper No. 14184.
- LUCAS, R. E. (1972): "Expectations and the neutrality of money," *Journal of Economic Theory*, 4(2), 103–124.
- MAĆKOWIAK, B., F. MATĚJKA, AND M. WIEDERHOLT (2018): "Dynamic rational inattention: Analytical results," *Journal of Economic Theory*, 176, 650–692.
- (2023): "Rational inattention: A review," *Journal of Economic Literature*, 61(1), 226–273.
- MAĆKOWIAK, B., AND M. WIEDERHOLT (2009): "Optimal sticky prices under rational inattention," *American Economic Review*, 99(3), 769–803.

- MANKIW, N. G., AND R. REIS (2002): “Sticky information versus sticky prices: A proposal to replace the New Keynesian Phillips curve,” *The Quarterly Journal of Economics*, 117(4), 1295–1328.
- MORALES-JIMÉNEZ, C., AND L. STEVENS (2024): “Price Rigidities in US Business Cycles,” Manuscript.
- MOSCARINI, G. (2004): “Limited information capacity as a source of inertia,” *Journal of Economic Dynamics and control*, 28(10), 2003–2035.
- NAKAMURA, E., AND J. STEINSSON (2008): “Five facts about prices: A reevaluation of menu cost models,” *The Quarterly Journal of Economics*, 123(4), 1415–1464.
- NIMARK, K. (2008): “Dynamic pricing and imperfect common knowledge,” *Journal of Monetary Economics*, 55(2), 365–382.
- PACIELLO, L., AND M. WIEDERHOLT (2014): “Exogenous information, endogenous information, and optimal monetary policy,” *Review of Economic Studies*, 81(1), 356–388.
- REIS, R. (2006): “Inattentive producers,” *The Review of Economic Studies*, 73(3), 793–821.
- ROTH, C., M. WIEDERHOLT, AND J. WOHLFART (2023): “The effects of monetary policy: Theory with measured expectations,” CESifo Working Paper.
- SIMS, C. A. (2003): “Implications of rational inattention,” *Journal of Monetary Economics*, 50(3), 665–690.
- (2010): “Rational inattention and monetary economics,” in *Handbook of monetary economics*, vol. 3, pp. 155–181. Elsevier.
- STEFANSKI, L. A., AND R. J. CARROLL (1990): “Deconvolving kernel density estimators,” *Statistics*, 21(2), 169–184.
- STEVENS, L. (2020): “Coarse pricing policies,” *The Review of Economic Studies*, 87(1), 420–453.
- TAYLOR, J. B. (1979): “Staggered wage setting in a macro model,” *American Economic Review*, 69(2), 108–113.
- VAVRA, J. (2014): “Inflation dynamics and time-varying volatility: New evidence and an ss interpretation,” *The Quarterly Journal of Economics*, 129(1), 215–258.
- WOODFORD, M. (2003): “Imperfect common knowledge and the effects of monetary policy,” in *Knowledge, Information, and Expectations in Modern Macroeconomics: In Honor of Edmund S. Phelps*, ed. by P. Aghion, R. Frydman, J. Stiglitz, and M. Woodford, pp. 25–58. Princeton University Press.
- (2009): “Information-constrained state-dependent pricing,” *Journal of Monetary Economics*, 56, S100–S124.
- YANG, C. (2022): “Rational inattention, menu costs, and multi-product firms: Micro evidence and aggregate implications,” *Journal of Monetary Economics*, 128, 105–123.

Appendices

A Proofs

A.1. Proof of Theorem 1

Proof. We first characterize optimal pricing conditional on an arbitrary information policy $\mu_{\mathcal{W}S}^{i,t}$. Let $v_{i,t}$ be the firm's belief regarding W_{it} at time t . Suppose that the firm has received a pricing opportunity at some date t . The firm's price policy problem is given by:

$$J(v_{i,t}) = \sup_p \mathbb{E}^h \left[\int_0^h e^{-r\tau} \left[-\frac{B}{2} (p - q_{i,\tau})^2 \right] d\tau + e^{-rh} J(v_{i,t+h}) \mid v_{it} \right] \quad (\text{A.1})$$

Thus, any optimal price solves:

$$p_{i,t}(v_{i,t}) \mathbb{E}^h \left[\int_0^h e^{-r\tau} d\tau \right] = \mathbb{E}^h \left[\int_0^h e^{-r\tau} \mathbb{E}[q_{i,\tau} \mid v_{i,t}] d\tau \right] \quad (\text{A.2})$$

Using the fact that $\mathbb{E}[q_{i,\tau} \mid v_{i,t}] = \bar{q} + \sigma \mathbb{E}[W_{i,t} \mid v_{i,t}]$, we obtain:

$$p_{i,t}(v_{i,t}) = \bar{q} + \sigma \mathbb{E}[W_{i,t} \mid v_{i,t}] \quad (\text{A.3})$$

We can therefore compute the value function $J(v_{i,t})$ as:

$$J(v_{i,t}) = \mathbb{E}^h \left[\int_0^h e^{-r\tau} \left[-\frac{B}{2} \sigma^2 \mathbb{V}[W_{i,\tau} \mid v_{i,t}] \right] d\tau \right] + \mathbb{E} \left[e^{-rh} J(v_{i,t+h}) \mid v_{i,t} \right] \quad (\text{A.4})$$

We now show that the firm only acquires information when it changes its price. Fix a time t at which the firm cannot change its price. The value of a given information policy is given by:

$$\tilde{V}(v_{i,t}) = \mathbb{E}^h \left[-\omega \int_0^h e^{-r\tau} \frac{d\mathbb{l}_{i,\tau}}{d\tau} d\tau + e^{-rh} J(v_{i,t+h}) \mid v_{i,t} \right] \quad (\text{A.5})$$

Fix the horizon at which the firm next adjusts its price h . For each such h , suppose that the information policy yields $v_{i,t+h}$ and let the information be $\mathbb{l}_{i,\tau}$ under this policy. Consider instead an information policy that acquires no information until time $t+h$ and achieves the same $v_{i,t+h}$ and let the information be $\tilde{\mathbb{l}}_{i,\tau}$ under the policy. As both policies attain the same posterior at the next price-setting opportunity, the difference in the values of these policies is just the difference in the information costs. Moreover, we have that this difference in information costs satisfies:

$$\begin{aligned} \omega \left(\int_0^h e^{-r\tau} \frac{d\mathbb{l}_{i,\tau}}{d\tau} d\tau - e^{-rh} (\tilde{\mathbb{l}}_{i,t+h} - \tilde{\mathbb{l}}_{i,t}) \right) &\geq \omega e^{-rh} \left(\int_0^h \frac{d\mathbb{l}_{i,\tau}}{d\tau} d\tau - (\tilde{\mathbb{l}}_{i,t+h} - \tilde{\mathbb{l}}_{i,t}) \right) \\ &= \omega e^{-rh} \left((\mathbb{l}_{i,t+h} - \mathbb{l}_{i,t}) - (\tilde{\mathbb{l}}_{i,t+h} - \tilde{\mathbb{l}}_{i,t}) \right) \\ &= \omega e^{-rh} (\mathbb{l}_{i,t+h} - \tilde{\mathbb{l}}_{i,t+h}) \end{aligned} \quad (\text{A.6})$$

where the inequality follows as $e^{-r\tau} \leq e^{-rh}$ for $\tau \leq h$, the first equality follows by the fundamental theorem of calculus, and the final equality follows as the initial information under both policies is the same. Thus, acquiring information only when there is a price reset opportunity yields a higher value if this policy leads to acquiring less information in total. Consider the following garbling of

the signals obtained under the baseline information policy: receive a perfect signal about $v_{i,t+h}$, *i.e.*, garble $\{s_{i,\tau}\}_{\tau \in [t,t+h]}$ into the induced posterior at time $t+h$. As this is a garbling, and mutual information is monotone in the Blackwell order, we have that $\mathbb{I}_{i,t} \geq \tilde{\mathbb{I}}_{i,t+h}$.

It remains to characterize optimal information acquisition when firms reset their price. First, we show that any optimal information structure is Gaussian. Fix a path of price reset times \mathcal{R} , let such a reset time be t , and let $v_{i,t-}$ be the belief at the start of time t . We have that $v_{i,0} = N(0, \sigma_0^2)$. Let $\{p_t\}_{t \in \mathcal{R}}$ be the sequence of random variables corresponding to the firm's reset prices at each reset date and let S^t be the information set implied by this price sequence. Now define a sequence of Gaussian random variables $\{\hat{p}_t\}_{t \in \mathcal{R}}$ such that for all $t \in \mathcal{R}$: $\mathbb{V}[W_{i,t}|\hat{p}_t] = \mathbb{E}[\mathbb{V}[W_{i,t}|S^t]]$. The expected nominal profits of the firm are the same under both policies. Thus, $\{\hat{p}_t\}_{t \in \mathcal{R}}$ yields a payoff improvement if and only if its total mutual information is lesser. This is immediate as, for any given expected variance-covariance matrix, the Gaussian random variable maximizes entropy (see Chapter 12 in [Cover and Thomas, 1991](#)). Thus, as \mathcal{R} was arbitrary, the firm should acquire a Gaussian signal at each price reset opportunity regardless of the sequence of price reset times.

Second, we write their dynamic optimization problem using this structure. We observe that, $W_{i,t+h} = W_{i,t+h} - W_{i,t} + W_{i,t} - W_{i,0}$, $W_{i,t+h} - W_{i,t} \perp W_{i,t} - W_{i,0}$, and $W_{i,t+h} - W_{i,t} | v_{i,t} \sim N(0, h)$. Thus, $v_{i,t+h-}$ is the convolution measure of $v_{i,t}$ with $N(0, h)$, which we will denote by $v_{i,t} * N(0, h)$. Moreover, we know that $\mathbb{V}[W_{i,\tau} | v_{i,t}] = \tau + \mathbb{V}[W_{i,t} | v_{i,t}]$. As the firm acquires a Gaussian signal, we have that their problem reduces to:

$$V(U_{i,t-}) = \max_{U_{i,t} \leq U_{i,t-}} -U_{i,t} \frac{B}{2} \mathbb{E}^h \left[\int_0^h e^{-r\tau} d\tau \right] + \mathbb{E}^h \left[e^{-rh} V(U_{i,t} + \sigma^2 h) \right] + \frac{\omega}{2} \ln \left(\frac{U_{i,t}}{U_{i,t-}} \right) \quad (\text{A.7})$$

Taking the first-order condition we have that (if the constraint that $U_{i,t} \leq U_{i,t-}$ is slack):

$$0 = -\frac{B}{2} \mathbb{E}^h \left[\int_0^h e^{-r\tau} d\tau \right] + \mathbb{E}^h \left[e^{-rh} V'(U_{i,t} + \sigma^2 h) \right] + \frac{\omega}{2} \frac{1}{U_{i,t}} \quad (\text{A.8})$$

By the envelope theorem, we also have that:

$$V'(U_{i,t} + h) = -\frac{\omega}{2} \frac{1}{U_{i,t} + \sigma^2 h} \quad (\text{A.9})$$

Thus, we obtain the following condition for the optimality of $U_{i,t}$:

$$\frac{1}{U_{i,t}} = \frac{B\sigma^2}{\omega} \mathbb{E}^h \left[\int_0^h e^{-r\tau} d\tau \right] + \mathbb{E}^h \left[e^{-rh} \frac{1}{U_{i,t} + \sigma^2 h} \right] \quad (\text{A.10})$$

To see that this equation has a unique solution, we rewrite it as:

$$1 - U_{i,t} \frac{B}{\omega} \mathbb{E}^h \left[\int_0^h e^{-r\tau} d\tau \right] = \mathbb{E}^h \left[e^{-rh} \frac{U_{i,t}}{U_{i,t} + \sigma^2 h} \right] \quad (\text{A.11})$$

The right-hand side is a strictly positive and strictly increasing function of $U_{i,t}$ and the left-hand side is a strictly decreasing function that attains a value of 1 at $U_{i,t} = 0$ and attains a value of 0 at $\bar{z} = \frac{1}{\frac{B}{\omega} \mathbb{E}^h \left[\int_0^h e^{-r\tau} d\tau \right]}$. Thus, this equation has a unique solution U^* , which moreover satisfies $U^* \leq \bar{z}$.

Moreover, computing the second derivative of the objective function, we obtain:

$$-\frac{\omega}{2} \left(\frac{1}{U_{i,t}^2} - \mathbb{E}^h \left[e^{-rh} \frac{1}{(U_{i,t} + \sigma^2 h)^2} \right] \right) < -\frac{\omega}{2} \mathbb{E}^h \left[e^{-rh} \left(\frac{1}{U_{i,t}^2} - \frac{1}{(U_{i,t} + \sigma^2 h)^2} \right) \right] \leq 0 \quad (\text{A.12})$$

Thus, as the problem is strictly concave, we have this solution is simply the minimum between $U_{i,t-}$ and U^* . As a result, if $U_{i,t-} \leq U^*$ the firm acquires no information, and if $U_{i,t-} > U^*$, the firm acquires a Gaussian signal of $W_{i,t}$ that resets its posterior uncertainty about Z_{it} to U^* . ■

A.2. Proof of Corollary 1

Proof. By Theorem 1, the optimal level of uncertainty solves:

$$\begin{aligned} \text{LHS}(U^*; B, \omega, r, G) &\equiv 1 - U^* \frac{B}{\omega} \mathbb{E}^h \left[\int_0^h e^{-r\tau} d\tau \right] \\ &= \mathbb{E}^h \left[e^{-rh} \frac{U^*}{U^* + \sigma^2 h} \right] \equiv \text{RHS}(U^*; r, \sigma^2, G) \end{aligned} \quad (\text{A.13})$$

Given the existence of a unique solution U^* (from Theorem 1), the results are immediate from the observations that: LHS is decreasing in U^* , B (which is increasing in η), and G (in the sense of first-order stochastic dominance) and increasing in ω and r , and RHS is decreasing in σ^2 , r , and G and increasing in U^* . See Proposition 4 for an explicit example of how U^* moves ambiguously with respect to FOSD changes in G . ■

A.3. Proof of Corollary 2

Proof. Combining Equation 16 with the assumption of Taylor pricing, we have that:

$$\frac{\omega}{U^*} - e^{-rk} \frac{\omega}{U^* + \sigma^2 k} = B \left(\frac{1 - e^{-rk}}{r} \right) \quad (\text{A.14})$$

Rewriting this equation, we obtain that:

$$U^{*2} \left[B \left(\frac{1 - e^{-rk}}{r} \right) \right] + U^* \left[B \left(\frac{1 - e^{-rk}}{r} \right) \sigma^2 k - \omega (1 - e^{-rk}) \right] - \omega \sigma^2 k = 0$$

Application of the quadratic formula and noting that only the greater solution is valid completes the proof. ■

A.4. Proof of Corollary 4

Proof. By Theorem 1, the firm's uncertainty at a price-setting opportunity is reset to U^* and they acquire no information between price-setting opportunities. Thus, in h periods, their uncertainty is given by:

$$\begin{aligned} U_{i,t} &= \mathbb{V}[q_{i,t} | S_i^t] = \mathbb{V}[q_{i,t} | S_i^{t-h}] = \mathbb{V} \left[\sigma (W_{i,t} - W_{i,t-h}) + \sigma W_{i,t-h} | S_i^{t-h} \right] \\ &= \sigma^2 h + \mathbb{V} \left[\sigma W_{i,t-h} | S_i^{t-h} \right] = \sigma^2 h + U^* \end{aligned} \quad (\text{A.15})$$

as claimed. ■

A.5. Proof of Proposition 1

Proof. From Theorem 1, we know that firms do not acquire information between price resetting opportunities. Thus, $\mathbb{E}_{i,t}[q_{i,t}] = \mathbb{E}_{i,0}[q_{i,0}]$ until the firm next resets its price, which we will suppose happens in h' periods. As firms' marginal costs follow a martingale, this implies that the firm's expected belief gap until period h' is simply the firm's initial belief gap, y^b . From Theorem 1, we have that when firms reset their prices, they acquire a Gaussian signal of their marginal costs with a signal noise $\tilde{\sigma}_{h+h'}$ that resets their posterior uncertainty to U^* :

$$s_{i,t+h'} = W_{i,t+h'} + \tilde{\sigma}_{h+h'} \varepsilon_{i,t+h'} \quad (\text{A.16})$$

where $\varepsilon_{i,t+h'} \sim N(0, 1)$. Because of this, a resetting firm has a conditional expectation of the random component of their marginal costs that is given by:

$$\begin{aligned} \mathbb{E}_{i,t+h'}[W_{i,t+h'}] &= \kappa_{h+h'} s_{i,t+h'} + (1 - \kappa_{h+h'}) \mathbb{E}_{i,t}[W_{i,t}] \\ &= W_{i,t+h'} + (1 - \kappa_{h+h'}) (\mathbb{E}_{i,t}[W_{i,t}] - W_{i,t+h'}) + \kappa_{h+h'} \tilde{\sigma}_{h+h'} \varepsilon_{i,t+h'} \end{aligned} \quad (\text{A.17})$$

This implies that the belief gap is given by:

$$\begin{aligned} y_{i,t+h'}^b &= (1 - \kappa_{h+h'}) y_{i,t}^b + (1 - \kappa_{h+h'}) (W_{i,t+h'} - W_{i,t}) \frac{1}{\gamma} - \frac{\sigma}{\gamma} \kappa_{h+h'} \tilde{\sigma}_{h+h'} \varepsilon_{i,t+h'} \\ &= (1 - \kappa_{h+h'}) y_{i,t}^b + Z_{i,t+h'} \end{aligned} \quad (\text{A.18})$$

where $Z_{i,t+h'} \sim N(0, \hat{\sigma}_{h+h'}^2)$.

We can then proceed recursively to characterize expected lifetime output gaps by observing that:

$$Y(y^b, y^x, h) = \mathbb{E}^{h', Z} \left[\int_0^{h'} y^b d\tau + \int_0^{h'} y^x d\tau + Y \left((1 - \kappa_{h+h'}) y^b + Z_{h'}, 0, 0 \right) \right] \quad (\text{A.19})$$

We now guess and verify that $Y(y^b, y^x, U, h) = \beta(h) y^x + m(h) y^b$. Plugging this guess into Equation A.19 and matching coefficients, we obtain that $\beta(h)$ and $m(h)$ must satisfy:

$$\beta(h) = \mathbb{E}_g[h' | h] = \bar{D}_h \quad (\text{A.20})$$

$$m(h) = \mathbb{E}_g[h' | h] + m(0) \mathbb{E}_g^{h'} [1 - \kappa_{h+h'} | h] = \bar{D}_h + m(0) (1 - \bar{\kappa}_h) \quad (\text{A.21})$$

$$m(0) = \frac{\mathbb{E}_g[h']}{1 - \mathbb{E}_g[1 - \kappa_{h'}]} = \bar{D}_0 \frac{1}{\bar{\kappa}_0} \quad (\text{A.22})$$

completing the proof. ■

A.6. Proof of Theorem 2

Proof. First, by Proposition 1, we have that the CIR is given by Equation 32. We now show that

$\bar{D}_0 \frac{1-\bar{\kappa}}{\bar{\kappa}_0} = \frac{U^*}{\sigma^2}$. By definition, we have that:

$$\begin{aligned} 1 - \bar{\kappa} &= \mathbb{E}_f[1 - \bar{\kappa}_h] = \mathbb{E}_f \left[1 - \mathbb{E}_g^{h'} \left[\frac{\sigma^2(h+h')}{U^* + \sigma^2(h+h')} \mid h \right] \right] = \mathbb{E}_f \left[\mathbb{E}_g^{h'} \left[\frac{U^*}{U^* + \sigma^2(h+h')} \mid h \right] \right] \\ &= \mathbb{E}_f \left[\mathbb{E}_g^{h'} \left[\frac{\frac{U^*}{\sigma^2}}{\frac{U^*}{\sigma^2} + (h+h')} \mid h \right] \right] = \int_0^\infty \left[\int_h^\infty \frac{\frac{U^*}{\sigma^2}}{\tau + \frac{U^*}{\sigma^2}} \frac{g(\tau)}{1 - G(h)} d\tau \right] f(h) dh \end{aligned} \quad (\text{A.23})$$

We now state and prove an ancillary result that characterizes the cross-sectional distribution of durations in terms of the expected duration of a price setting firm and the distribution of price-setting opportunities.¹⁰

Lemma A.1. *The distribution of pricing durations in the cross-section is given by:*

$$f(h) = \frac{1}{\bar{D}_0} (1 - G(h)) \quad (\text{A.26})$$

Proof. To derive f , define $p_h = \mathbb{P}[\tilde{h} \in [h-\delta, h]]$ and observe that $p_h = p_{h-\delta} \times (1 - \mathbb{P}[\text{Reset between } h-\delta \text{ and } h \mid \text{Not reset by } h-\delta])$. Thus, we have that:

$$p_h - p_{h-\delta} = -p_{h-\delta} \frac{G(h) - G(h-\delta)}{1 - G(h-\delta)} \quad (\text{A.27})$$

dividing by δ and taking the limit $\delta \rightarrow 0$, we obtain:

$$f'(h) = -f(h)\theta(h) \quad (\text{A.28})$$

Integrating this expression yields:

$$f(h) \propto \exp \left\{ - \int_0^h \theta(s) ds \right\} = \exp \left\{ - \int_0^h \frac{g(s)}{1 - G(s)} ds \right\} = 1 - G(h) \quad (\text{A.29})$$

Using the fact that $G(0) = 0$, we then have that $f(h) = f(0)(1 - G(h))$. Integrating both sides of this expression, we then have that:

$$1 = \int_0^\infty f(h) dh = f(0) \int_0^\infty (1 - G(h)) dh = f(0) \mathbb{E}_g[h] = f(0) \bar{D}_0 \quad (\text{A.30})$$

which implies that $f(h) = \frac{1}{\bar{D}_0} (1 - G(h))$, as claimed. \blacksquare

¹⁰As this result uses the fact that G admits a density, it does not nest Taylor pricing. However, our result still goes through. Concretely, we observe that $h' = k - h$ and f is uniform over $[0, k]$. Thus, we have that:

$$\mathbb{E}_f^h \left[\mathbb{E}_g^{h'} [h' \mid h] \right] = \mathbb{E}_f^h [k - h] = \frac{k}{2} \quad (\text{A.24})$$

Moreover, we have that:

$$\mathbb{E}_g[h' \mid h = 0] = \frac{\mathbb{E}_f^h \left[\mathbb{E}_g^{h'} \left[\frac{U^*}{U^* + \sigma^2(h+h')} \mid h \right] \right]}{1 - \mathbb{E}_g^{h'} \left[\frac{U^*}{U^* + \sigma^2 h'} \mid h = 0 \right]} = k \frac{\frac{U^*}{U^* + \sigma^2 k}}{1 - \frac{U^*}{U^* + \sigma^2 k}} = \frac{U^*}{\sigma^2} \quad (\text{A.25})$$

And the conclusion of Theorem 2 still holds.

Combining Equations A.23 and A.26, we obtain that:

$$\begin{aligned}
1 - \bar{\kappa} &= \int_0^\infty \left[\int_h^\infty \frac{\frac{U^*}{\sigma^2}}{\tau + \frac{U^*}{\sigma^2}} \frac{g(\tau)}{1 - G(h)} d\tau \right] \frac{1}{\bar{D}_0} (1 - G(h)) dh \\
&= \frac{1}{\bar{D}_0} \int_0^\infty \int_h^\infty \frac{\frac{U^*}{\sigma^2}}{\tau + \frac{U^*}{\sigma^2}} g(\tau) d\tau dh = \frac{1}{\bar{D}_0} \int_0^\infty \left[\int_0^\tau \frac{\frac{U^*}{\sigma^2}}{\tau + \frac{U^*}{\sigma^2}} g(\tau) dh \right] d\tau \\
&= \frac{1}{\bar{D}_0} \int_0^\infty \frac{\frac{U^*}{\sigma^2} \tau}{\tau + \frac{U^*}{\sigma^2}} g(\tau) d\tau = \frac{1}{\bar{D}_0} \frac{U^*}{\sigma^2} \int_0^\infty \frac{\tau}{\tau + \frac{U^*}{\sigma^2}} g(\tau) d\tau \\
&= \frac{1}{\bar{D}_0} \frac{U^*}{\sigma^2} \bar{\kappa}_0
\end{aligned} \tag{A.31}$$

which implies that $\bar{D}_0 \frac{1 - \bar{\kappa}}{\bar{\kappa}_0} = \frac{U^*}{\sigma^2}$. Substituting this into Equation 32 yields the result. \blacksquare

A.7. Proof of Proposition 2

Proof. After an uncertainty shock of $\tilde{U} > 0$, we have that a firm with pricing duration of h now has a prior uncertainty of $U^* + \tilde{U} + \sigma^2 h$ at the time the monetary shock hits. Moreover, by Theorem 1, we have that at the firm's next price reset opportunity, it will reset its posterior uncertainty to U^* . Thus, it's Kalman gain must solve $U^* = (1 - \kappa_h(\tilde{U}))(U^* + \tilde{U} + \sigma^2 h)$ and so:

$$\kappa_h(\tilde{U}) = \frac{\tilde{U} + \sigma^2 h}{U^* + \tilde{U} + \sigma^2 h} \tag{A.32}$$

By Adapting the arguments of Proposition 1, we then obtain that The CIR is given by:

$$\mathcal{M}^b = \bar{D} + \bar{D}_0 \frac{1 - \bar{\kappa}(\tilde{U})}{\bar{\kappa}_0} \tag{A.33}$$

Thus, the impact of an uncertainty shock is given by:

$$\left. \frac{\partial^+ \mathcal{M}^b}{\partial^+ \tilde{U}} \right|_{\tilde{U}=0} = -\frac{\bar{D}_0}{\bar{\kappa}_0} \bar{\kappa}'(\tilde{U}) \Big|_{\tilde{U}=0} \tag{A.34}$$

where we have that:

$$\begin{aligned}
\bar{\kappa}'(\tilde{U}) \Big|_{\tilde{U}=0} &= \mathbb{E}_f^h \left[\mathbb{E}_g^{h'} \left[\kappa'_{h+h'}(\tilde{U}) \Big|_{\tilde{U}=0} | h \right] \right] = \mathbb{E}_f^h \left[\mathbb{E}_g^{h'} \left[\frac{U^*}{(U^* + \sigma^2(h+h'))^2} | h \right] \right] \\
&= \int_0^\infty \left[\int_h^\infty \frac{U^*}{(U^* + \sigma^2 \tau)^2} \frac{g(\tau)}{1 - G(h)} d\tau \right] f(h) dh = \frac{1}{\bar{D}_0} \int_0^\infty \left[\int_h^\infty \frac{U^*}{(U^* + \sigma^2 \tau)^2} g(\tau) d\tau \right] dh \\
&= \frac{1}{\bar{D}_0} \int_0^\infty \left[\int_0^\tau \frac{U^*}{(U^* + \sigma^2 \tau)^2} g(\tau) dh \right] d\tau = \frac{1}{\bar{D}_0} \int_0^\infty \frac{U^* \tau}{(U^* + \sigma^2 \tau)^2} g(\tau) d\tau \\
&= \frac{1}{\bar{D}_0} \frac{U^*}{\sigma^2} \mathbb{E}_g^h \left[\frac{\kappa_h^2}{\sigma^2 h} \right]
\end{aligned} \tag{A.35}$$

Completing the proof. \blacksquare

A.8. Proof of Proposition 3

Proof. By Theorem 2, we have that:

$$\frac{\partial \mathcal{M}^b}{\partial \sigma^2} = \frac{\frac{\partial U^*}{\partial \sigma^2} - \frac{U^*}{\sigma^2}}{\sigma^2} \quad (\text{A.36})$$

Moreover, implicitly differentiating Equation 16 from Theorem 1, we obtain that:

$$\begin{aligned} 0 &= \omega \left(-\frac{1}{U^{*2}} \frac{\partial U^*}{\partial \sigma^2} + \mathbb{E}^h \left[e^{-rh} \left(\frac{\partial U^*}{\partial \sigma^2} + h \right) \frac{1}{(U^* + \sigma^2 h)^2} \right] \right) \\ &= \frac{\partial U^*}{\partial \sigma^2} \left(\mathbb{E}^h \left[e^{-rh} \frac{1}{(U^* + \sigma^2 h)^2} \right] - \frac{1}{U^{*2}} \right) + \mathbb{E}^h \left[e^{-rh} \frac{h}{(U^* + \sigma^2 h)^2} \right] \end{aligned} \quad (\text{A.37})$$

Thus, we can write:

$$\frac{\partial U^*}{\partial \sigma^2} = \frac{\mathbb{E}^h \left[e^{-rh} \frac{h}{(U^* + \sigma^2 h)^2} \right]}{\frac{1}{U^{*2}} - \mathbb{E}^h \left[e^{-rh} \frac{1}{(U^* + \sigma^2 h)^2} \right]} = \frac{U^* \mathbb{E}^h \left[e^{-rh} \frac{U^*}{U^* + \sigma^2} \frac{\sigma^2 h}{U^* + \sigma^2 h} \right]}{\sigma^2 \left(1 - \mathbb{E}^h \left[e^{-rh} \left(\frac{U^*}{U^* + \sigma^2 h} \right)^2 \right] \right)} = \frac{U^* \mathbb{E}^h [e^{-rh} \kappa_h (1 - \kappa_h)]}{\sigma^2 \left(1 - \mathbb{E}^h [e^{-rh} (1 - \kappa_h)^2] \right)} \quad (\text{A.38})$$

Combining this with Equation A.36, we obtain that:

$$\frac{\partial \mathcal{M}^b}{\partial \sigma^2} = -\frac{U^*}{\sigma^4} \left(\frac{\mathbb{E}^h [e^{-rh} \kappa_h (1 - \kappa_h)]}{1 - \mathbb{E}^h [e^{-rh} (1 - \kappa_h)^2]} - 1 \right) = -\frac{U^*}{\sigma^4} \frac{1 - \mathbb{E}^h [e^{-rh} (1 - \kappa_h)]}{1 - \mathbb{E}^h [e^{-rh} (1 - \kappa_h)^2]} \quad (\text{A.39})$$

Observing that $e^{-rh} \leq 1$ and $\kappa_h \in [0, 1)$ for all $h \in \mathbb{R}_+$, we obtain that $\mathbb{E}^h [e^{-rh} (1 - \kappa_h)] < 1$ and $\mathbb{E}^h [e^{-rh} (1 - \kappa_h)^2] < 1$ and so $\frac{\partial \mathcal{M}^b}{\partial \sigma^2} < 0$. \blacksquare

A.9. Proof of Proposition 4

Proof. It follows from $\mathcal{M}_b = \bar{D} + \frac{U^*}{\sigma^2}$ that

$$\frac{\partial \mathcal{M}_b}{\partial \varepsilon} \Big|_{\varepsilon=0} = \frac{\partial \bar{D}}{\partial \varepsilon} \Big|_{\varepsilon=0} + \frac{1}{\sigma^2} \frac{\partial U^*}{\partial \varepsilon} \Big|_{\varepsilon=0}$$

To calculate $\frac{\partial \bar{D}}{\partial \varepsilon} \Big|_{\varepsilon=0}$. Let us define $\bar{D}(\varepsilon)$ as the average duration under $G_\varepsilon(h)$, which is given by:

$$\bar{D}(\varepsilon) = \int_0^\infty h \frac{1 - G_\varepsilon(h)}{\int_0^\infty (1 - G_\varepsilon(h')) dh'} dh = \int_0^\infty (h + \varepsilon) \frac{1 - G(h)}{\int_0^\infty (1 - G(h')) dh'} dh$$

Thus, we have that:

$$\frac{\partial \bar{D}}{\partial \varepsilon} \Big|_{\varepsilon=0} = \int_0^\infty \frac{1 - G(h)}{\int_0^\infty (1 - G(h')) dh'} dh = 1 \quad (\text{A.40})$$

As for the second term, let $U^*(\varepsilon)$ be the reset uncertainty defined under $G_\varepsilon(h)$. Then, by the definition of $G_\varepsilon(h)$, Theorem 1 implies that $U^*(\varepsilon)$ solves:

$$\underbrace{\frac{\omega}{U^*(\varepsilon)} - \mathbb{E}^h \left[e^{-r(h+\varepsilon)} \frac{\omega}{U^*(\varepsilon) + \sigma^2(h+\varepsilon)} \right]}_{\equiv MC(\varepsilon)} = \underbrace{B \left(\frac{1 - \mathbb{E}^h [e^{-r(h+\varepsilon)}]}{r} \right)}_{\equiv MB(\varepsilon)}$$

Differentiating each side with respect to ε and evaluating at $\varepsilon = 0$ we have:

$$\begin{aligned}\left.\frac{\partial MC(\varepsilon)}{\partial \varepsilon}\right|_{\varepsilon=0} &= -\frac{\omega}{U^{*2}}\left.\frac{\partial U^*}{\partial \varepsilon}\right|_{\varepsilon=0} + \mathbb{E}^h \left[e^{-rh} \frac{\omega}{(U^* + \sigma^2 h)^2} \right] \left(\left.\frac{\partial U^*}{\partial \varepsilon}\right|_{\varepsilon=0} + \sigma^2 \right) + r \mathbb{E}^h \left[e^{-rh} \frac{\omega}{U^* + \sigma^2 h} \right] \\ \left.\frac{\partial MB(\varepsilon)}{\partial \varepsilon}\right|_{\varepsilon=0} &= B \mathbb{E}^h [e^{-rh}]\end{aligned}$$

Equating these two equations, we arrive at

$$\begin{aligned}\left.\frac{\partial U^*}{\partial \varepsilon}\right|_{\varepsilon=0} &= \frac{\sigma^2 \mathbb{E}^h \left[e^{-rh} \left(\frac{U^*}{U^* + \sigma^2 h} \right)^2 \right] + r \frac{U^{*2}}{\omega} \left(\mathbb{E}^h \left[e^{-rh} \frac{\omega}{U^* + \sigma^2 h} \right] - \frac{B}{r} \mathbb{E}^h [e^{-rh}] \right)}{1 - \mathbb{E}^h \left[e^{-rh} \left(\frac{U^*}{U^* + \sigma^2 h} \right)^2 \right]} \\ &= \frac{\sigma^2 \mathbb{E}^h [e^{-rh} (1 - \kappa_h)^2] - r U^* \left(\frac{B U^*}{r \omega} - 1 \right)}{1 - \mathbb{E}^h [e^{-rh} (1 - \kappa_h)^2]}\end{aligned}$$

Thus, we have

$$\begin{aligned}\left.\frac{\partial \mathcal{M}_b}{\partial \varepsilon}\right|_{\varepsilon=0} &= \left.\frac{\partial \bar{D}}{\partial \varepsilon}\right|_{\varepsilon=0} + \frac{1}{\sigma^2} \left.\frac{\partial U^*}{\partial \varepsilon}\right|_{\varepsilon=0} \\ &= \frac{1 - r \frac{U^*}{\sigma^2} \left(\frac{U^*}{U^{\text{Min}}} - 1 \right)}{1 - \mathbb{E}^h [e^{-rh} (1 - \kappa_h)^2]}\end{aligned}$$

where $U^{\text{Min}} = \frac{\omega r}{B}$ is the minimum uncertainty as defined in the main text, so that $\frac{U^*}{U^{\text{Min}}} - 1 > 0$. ■

A.10. Proof of Proposition 5

Proof. By Corollary 4, a firm's uncertainty h periods after changing its price is $U = U^* + \sigma^2 h \geq U^*$. Thus, $L(z) = \mathbb{P}[U \leq z] = \mathbb{P} \left[h \leq \frac{z - U^*}{\sigma^2} \right] = F \left(\frac{z - U^*}{\sigma^2} \right)$. Differentiating this expression yields the claimed formula for $l(z)$. ■

A.11. Proof of Theorem 3

Proof. To derive the distribution of price changes, we start by finding the conditional distribution of price changes for firms who had a given duration of h periods who had a fixed information set at their last price change opportunity. We then marginalize over the distribution of price durations and information sets to obtain the price change distribution. To this end, consider a firm i that is changing its price at time t that changed its price h periods ago and define:

$$\Delta^h p_{i,t} \equiv p_{i,t} - p_{i,t-h} = \sigma \left(\mathbb{E}_{i,t} [W_{i,t}] - \mathbb{E}_{i,t-h} [W_{i,t-h}] \right) \quad (\text{A.41})$$

Moreover, we have that:

$$\mathbb{E} [W_{i,t}] = \kappa_h s_{i,t} + (1 - \kappa_h) \mathbb{E}_{i,t-h} [W_{i,t-h}] \quad (\text{A.42})$$

where:

$$s_{i,t} = W_{i,t} + \tilde{\sigma}_h \varepsilon_{i,t} \quad (\text{A.43})$$

Combining these equations, we can write:

$$\Delta^h p_{i,t} = \sigma \kappa_h (W_{i,t} + \tilde{\sigma}_h \varepsilon_{i,t} - \mathbb{E}_{i,t-h}[W_{i,t-h}]) \quad (\text{A.44})$$

Therefore, we have that:

$$\Delta^h p_{i,t} | S_i^{t-h} \sim N\left(0, \check{\sigma}^2(S_i^{t-h})\right) \quad (\text{A.45})$$

where:

$$\check{\sigma}^2(S_i^{t-h}) = \kappa_h^2 \mathbb{V}\left[\sigma W_{i,t} + \sigma \tilde{\sigma}_h \varepsilon_{i,t} | S_i^{t-h}\right] \quad (\text{A.46})$$

where we know that:

$$\mathbb{V}\left[\sigma W_{i,t} | S_i^{t-h}\right] = \mathbb{V}\left[\sigma(W_{i,t} - W_{i,t-h}) + \sigma W_{i,t-h} | S_i^{t-h}\right] = \sigma^2 h + U^* \quad (\text{A.47})$$

as, by Theorem 1, we have that at a time of price reset (which $t - h$ is by assumption) the firm's posterior uncertainty is always equal to $\mathbb{V}[\sigma W_{i,t-h} | S_i^{t-h}] = U^*$. Thus, we have that:

$$\check{\sigma}^2(S_i^{t-h}) = \kappa_h^2 (\sigma^2 h + U^* + \sigma^2 \tilde{\sigma}_h^2) \quad (\text{A.48})$$

Moreover, the signal noise $\tilde{\sigma}_h^2$ that achieves the Kalman gain κ_h solves:

$$\sigma^2 \tilde{\sigma}_h^2 = (U^* + \sigma^2 h) \frac{1 - \kappa_h}{\kappa_h} \quad (\text{A.49})$$

and so we have that:

$$\check{\sigma}^2(S_i^{t-h}) = \kappa_h^2 (U^* + \sigma^2 h) \left(1 + \frac{1 - \kappa_h}{\kappa_h}\right) = \kappa_h (U^* + \sigma^2 h) = \sigma^2 h \quad (\text{A.50})$$

Thus, we have that conditioning on the firm's information set is irrelevant and the conditional distribution of price changes is the marginal distribution of price changes:

$$\Delta^h p_{i,t} | S_i^{t-h} \sim N(0, \sigma^2 h) \implies \Delta^h p_{i,t} \sim N(0, \sigma^2 h) \quad (\text{A.51})$$

Finally, integrating over the distribution of price durations, G , we obtain that the distribution of price changes is:

$$\begin{aligned} H(\Delta p) &= \mathbb{P}[\Delta p_{i,t} \leq \Delta p | \Delta p_{i,t} \neq 0] = \mathbb{E}_g^h \left[\mathbb{P}[\Delta^h p_{i,t} \leq \Delta p | \Delta p_{i,t} \neq 0] \right] \\ &= \mathbb{E}_g^h \left[\Phi \left(\frac{\Delta p}{\sigma \sqrt{h}} \right) \right] = \int_0^\infty \Phi \left(\frac{\Delta p}{\sigma \sqrt{h}} \right) dG(h) \end{aligned} \quad (\text{A.52})$$

which depends on σ and G but does not depend on U^* . ■

B Additional Figures and Tables

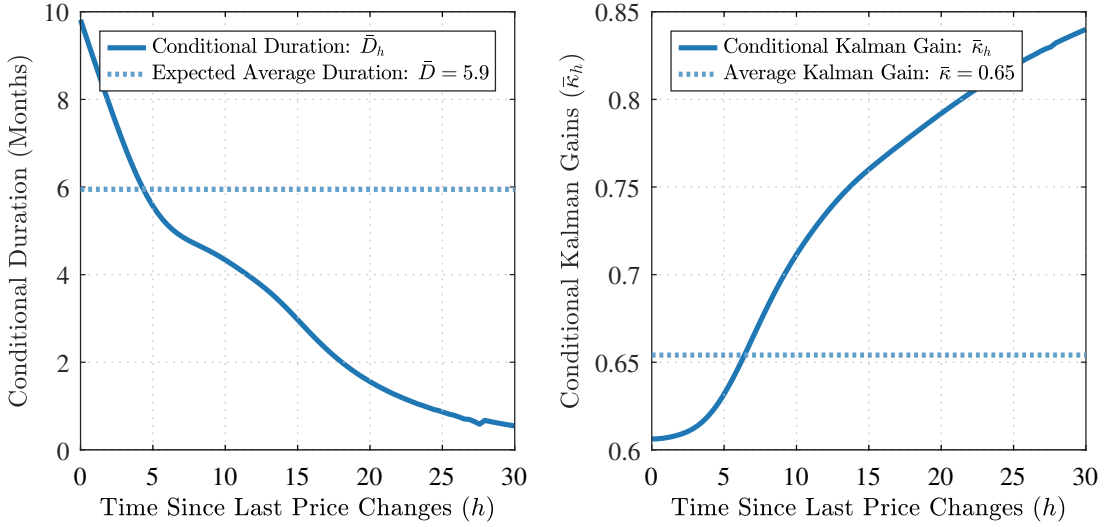


Figure B.1: Expected Duration of Next Price Changes and Kalman Gains

Notes: The left panel shows the average conditional duration, $\bar{D}_h = \mathbb{E}_g^h[h'|h]$, which is how long a firm that reset its price h periods ago expects to wait before resetting its price (blue solid line), as well as the average duration, $\bar{D} = \mathbb{E}_f^h[\bar{D}_h]$, which is how long the firms expect to wait *on average* before resetting their prices (blue dashed line). The right panel shows the average conditional Kalman gain, $\bar{\kappa}_h = \mathbb{E}_g^h[\kappa_{h'+h}|h]$, which is the expected Kalman gain at the next price reset opportunity for a firm that last reset its price h periods ago (blue solid line), as well as the average Kalman gain, $\bar{\kappa} = \mathbb{E}_f^h[\bar{\kappa}_h]$, which is the average across all firms of the expected Kalman gain when they next reset their prices (blue dashed line)

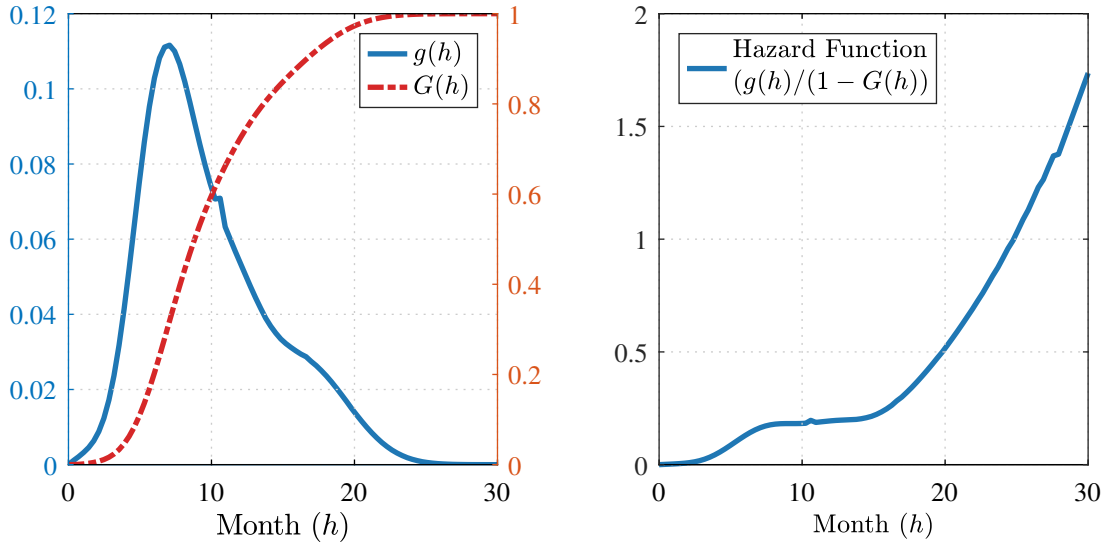


Figure B.2: Distribution of Price Reset Opportunities and the Hazard Rate

Notes: The left panel shows the empirically estimated distribution of price reset opportunities G , given by $G(h) = 1 - \hat{f}(h)/\hat{f}(0)$ where \hat{f} is the empirical distribution of time since firms' last price changes. g is the density function. The right panel shows the hazard rate, $\theta(h) = g(h)/(1 - G(h))$.

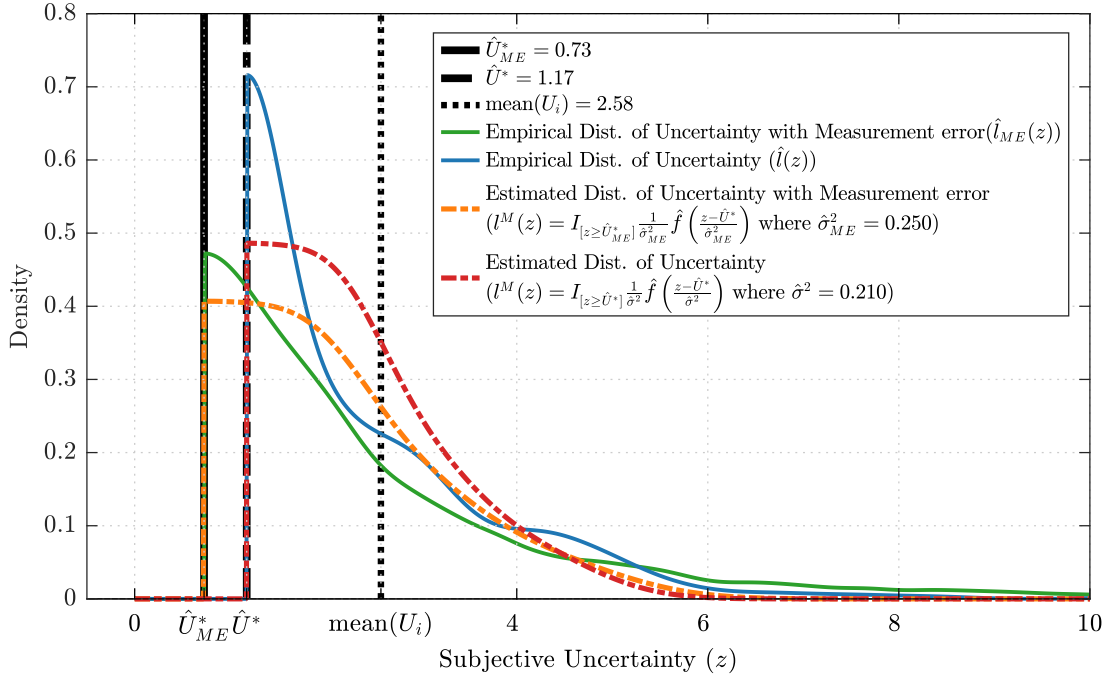


Figure B.3: Uncertainty Distribution with Measurement Errors

Notes: This figure shows the distribution of firms' subjective uncertainty about their ideal prices under our baseline approach and the approach to account for measurement error that we describe in Section 6.3. The labeling follows Figure 3.

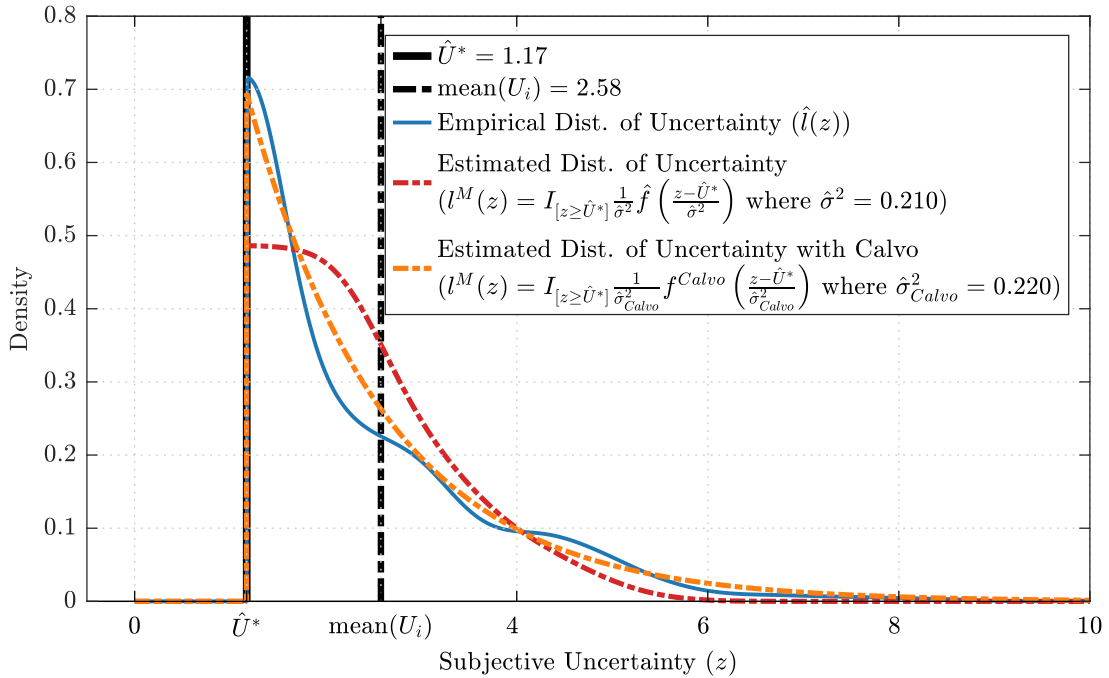
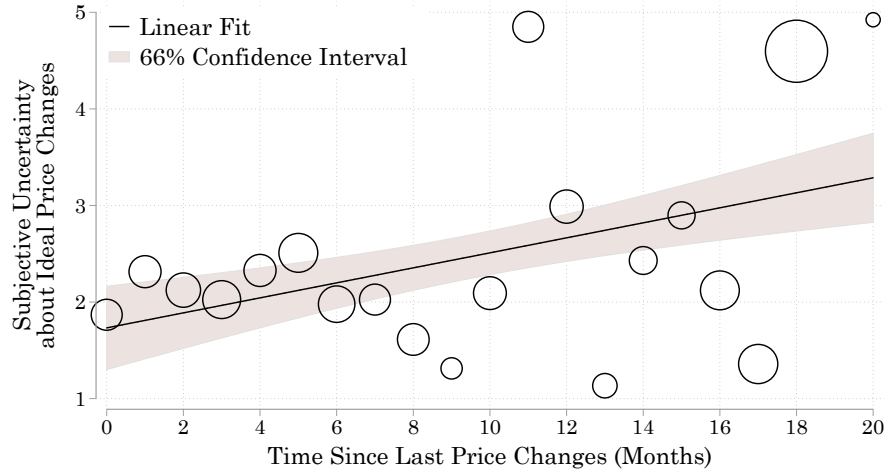


Figure B.4: Uncertainty Distribution under Calvo

Notes: This figure shows the distribution of firms' subjective uncertainty about their ideal prices under our baseline approach and when we impose that the pricing hazard is constant as in Calvo (1983) that we describe in Section 6.3. The labeling follows Figure 3.

Figure B.5: Firms That Recently Changed Their Prices Are Less Uncertain



Notes: This figure plots the time elapsed since firms' last price changes versus firms' subjective uncertainty about their ideal price changes. The black line is a linear fitted line and the shaded area is 66% confidence interval. We drop the outliers with implied subjective uncertainty greater than 20. The size of the bins represents the average employment of firms in each percentile.

Table B.1: The Relationship Between Uncertainty and Time Since Changing Price

	(1)	(2)	(3)
Dependent variable: Subjective uncertainty about firms' ideal price changes			
Dummy for price changes in the last 3 months	0.0495 (0.0862)		
Dummy for price changes in the last 6 months		0.0306 (0.0850)	
Dummy for price changes in the last 12 months			-0.643*** (0.151)
Observations	467	467	467
R-squared	0.114	0.114	0.153
Industry Controls	Yes	Yes	Yes
Firm-level Controls	Yes	Yes	Yes
Manager Controls	Yes	Yes	Yes

Notes: This table reports results for the Huber robust regression. The dependent variable is the subjective uncertainty about firms' ideal price changes in the 2018Q1 survey, which is measured by the variance implied by each firm's reported probability distribution over different outcomes of their ideal price changes if firms are free to change their prices. Each Column uses different thresholds for the dummy for the last price changes. Industry fixed effects include dummies for 13 sub-industries. Firm-level controls include a log of firms' age, a log of firms' employment, foreign trade share, number of competitors, the slope of the profit function, firms' expected size of price changes in 3 months, and firms' subjective uncertainty about their ideal prices in next three months reported in the 2017Q4 survey. Manager controls include the age, education, and tenure at the firm of the respondent (each firm's manager). Sample weights are applied to all specifications. Robust standard errors (clustered at the 3-digit Australian and New Zealand Standard Industrial Classification level) are reported in parentheses. *** denotes statistical significance at the 1% level.

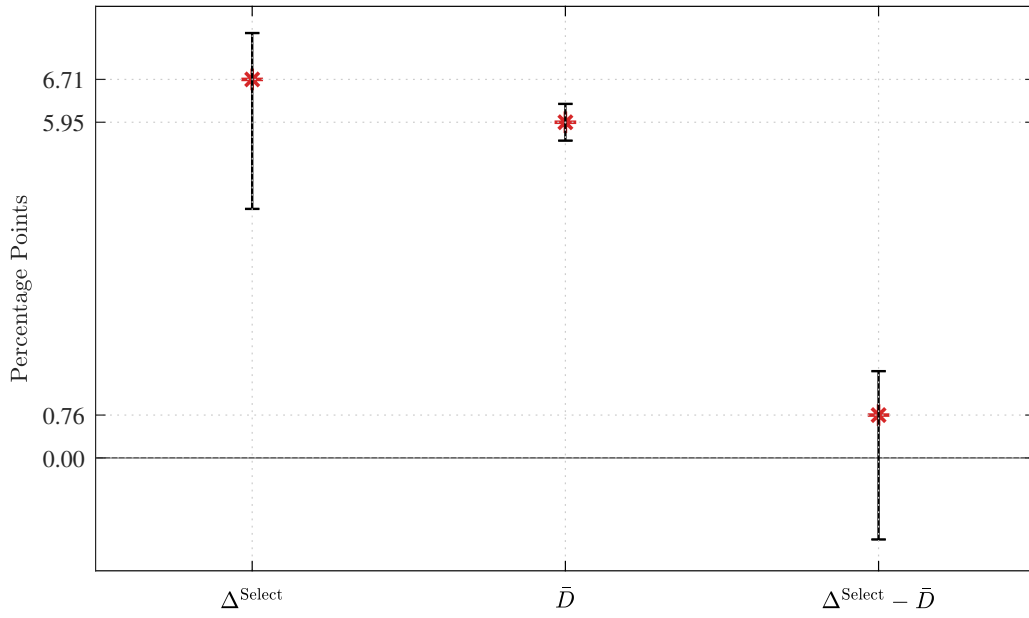


Figure B.6: Overidentification Test for $\Delta^{\text{Select}} = \bar{D}$

Notes: This figure shows the baseline estimates of the information selection effect (Δ^{Select}) and the average pricing duration (\bar{D}). We also present the difference $\Delta^{\text{Select}} - \bar{D}$ to implement the overidentification test of the theory derived in Equation 45. We present 95% confidence intervals as black vertical lines.

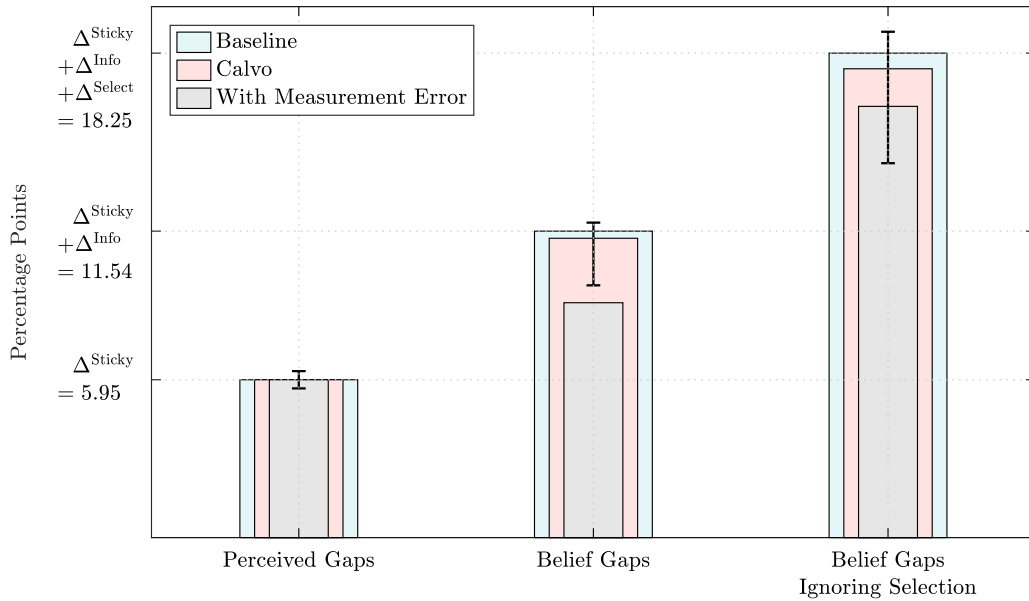


Figure B.7: CIR Decomposition with Measurement Errors and Calvo Pricing

Notes: This figure shows the output effects of a 1 percentage point shock to perceived gaps (left bar), to belief gaps (middle bar), and to belief gaps ignoring the selection effect (right bar). We compare our baseline estimates (blue bars) to the estimates that we obtain when we account for measurement error (gray bars) and impose that firms have a constant pricing hazard as in Calvo (1983) (red bars). With Calvo pricing, the output effect of a shock to belief gaps is 11.28pp (middle red bar) and the output effect of a shock to belief gaps ignoring the selection effect is 17.66pp (right red bar). After accounting for measurement error, the output effect of a shock to belief gaps is 8.85pp (middle gray bar) and the output effect of a shock to belief gaps ignoring the selection effect is 16.24pp (right gray bar). The estimation approaches for these two comparisons are described in Section 6.3. The labelling follows Figure 4.

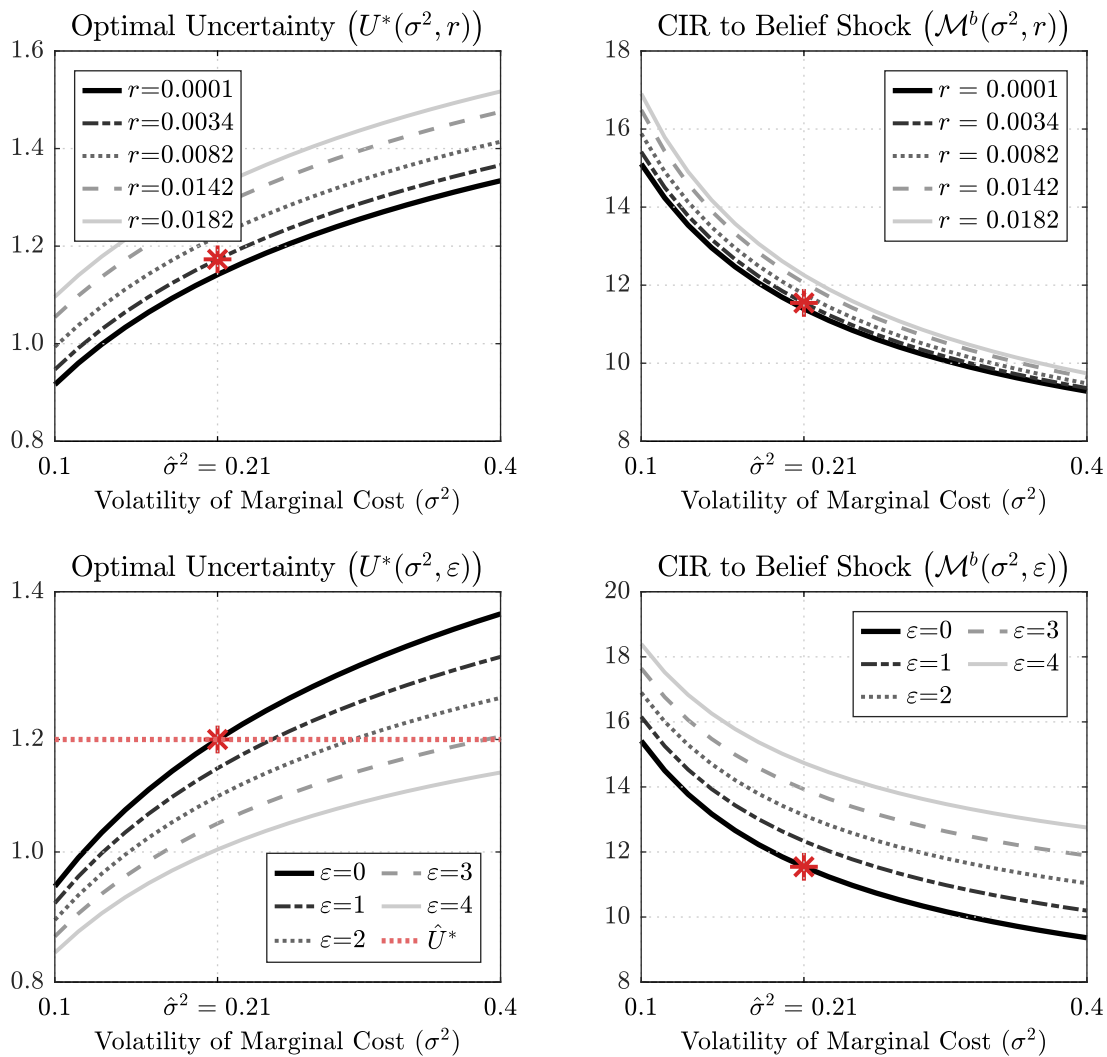


Figure B.8: Microeconomic Volatility, Price Stickiness, Discount Rate, and Monetary Non-Neutrality

Notes: This figure shows counterfactual analyses on how micro uncertainty, price stickiness, and the discount rate affect monetary non-neutrality. The two left panels show the effect of price stickiness and the discount rate on firms' optimal reset uncertainty (U^*) as a function of the volatility of marginal cost. The two right panels show the effect of price stickiness and discount rate on monetary non-neutrality (\mathcal{M}^b) as a function of the volatility of marginal cost. Red stars show the estimates with $\epsilon = 0$, $\hat{\sigma}^2 = 0.21$, and the baseline discount rate $r = 0.0034$, which implies an annual discount factor of $\beta = \frac{1}{1+r} = 0.96^{(1/12)}$.

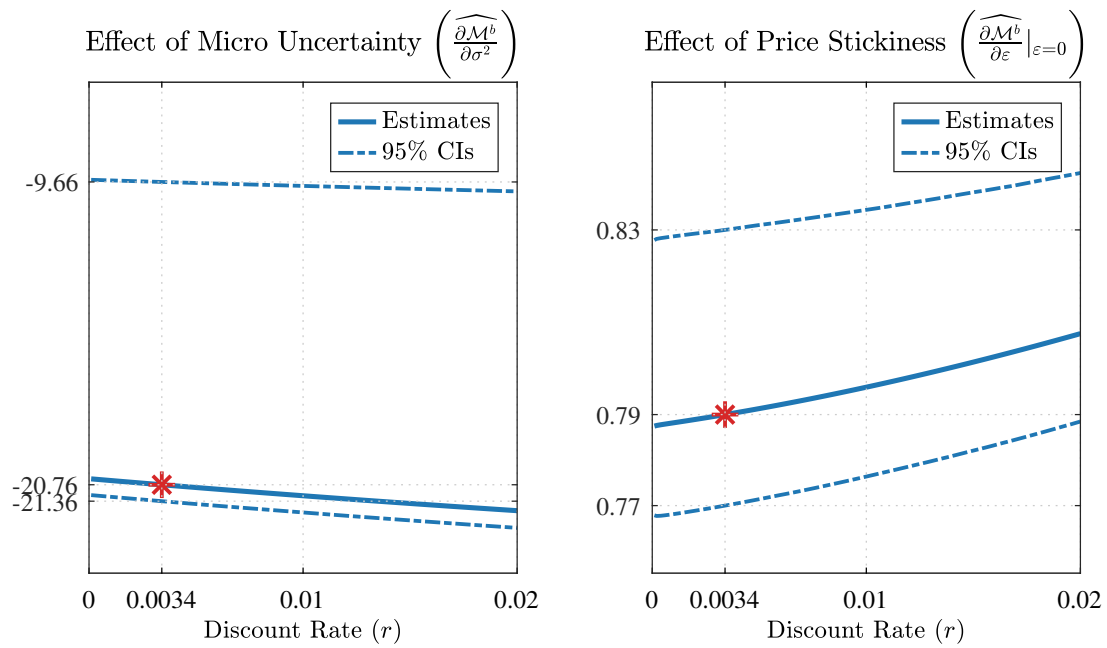


Figure B.9: Microeconomic Volatility, Price Stickiness, and Monetary Non-Neutrality

Notes: This figure shows two counterfactual analyses on how micro uncertainty and price stickiness affect monetary non-neutrality. The left panel shows the effect of microeconomic uncertainty on monetary non-neutrality induced by information friction, $\widehat{\frac{\partial \mathcal{M}^b}{\partial \sigma^2}}$ as a function of the discount rate (r). The right panel shows the effect of price stickiness on monetary non-neutrality, $\widehat{\frac{\partial \mathcal{M}^b}{\partial \varepsilon}} \Big|_{\varepsilon=0}$ as a function of the discount rate (r). Red stars show the estimates with the baseline discount rate $r = 0.0034$, which implies $\beta = \frac{1}{1+r} = 0.96^{(1/12)}$. We present 95% confidence intervals as blue dashed lines.