



EUROPEAN CENTRAL BANK

EUROSYSTEM

Information session for front-end prototype providers

AGENDA

Welcome and presentation of the team

- The digital euro project
- Use cases, design specifications, and principles for selection
- Specification of the API
- Working modalities & next steps

18/07/2022 – 14.00-16.00

Today's panel



Evelien Witlox
Programme manager



Lydia de Jongh – Veneman
Prototype & technical
architecture team member



Lukas Schäfer
Business model team member



Philip Conrad Nadler
Prototype & technical architecture
team member



Mayte Arráez González
Project manager



Nico Schmidt
PMO team member



Luigi Pedace
Business model team member



EUROPEAN CENTRAL BANK
EUROSYSTEM

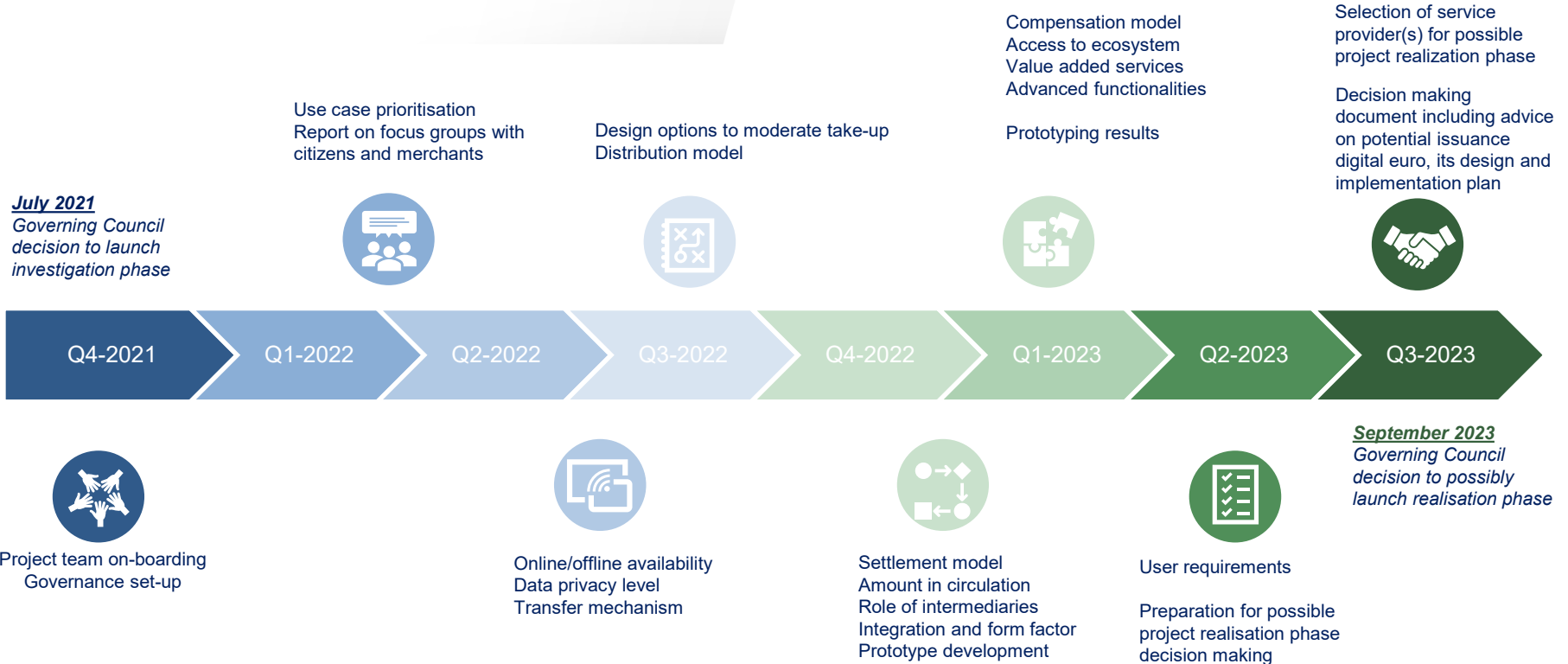
Information session for front-end prototype providers

AGENDA

- Welcome and presentation of the team
- **The digital euro project**
- Use cases, design specifications, and principles for selection
- Specification of the API
- Working modalities & next steps

18/07/2022

Digital euro project timeline



Tentative - timing subject to change

Goals of prototyping



Gain a concrete reassurance that the combination of requirements can be met in practice



Evaluate technology aspects early, when it's less risky



Support other activities and deliverables of the investigation phase (user requirements, planning of next phase, ...)



The prototype is not meant to become the core of a later production system. It is a research tool.



Digital euro prototyping timeline

- Select provider for the front-end prototypes



- Contractual agreements



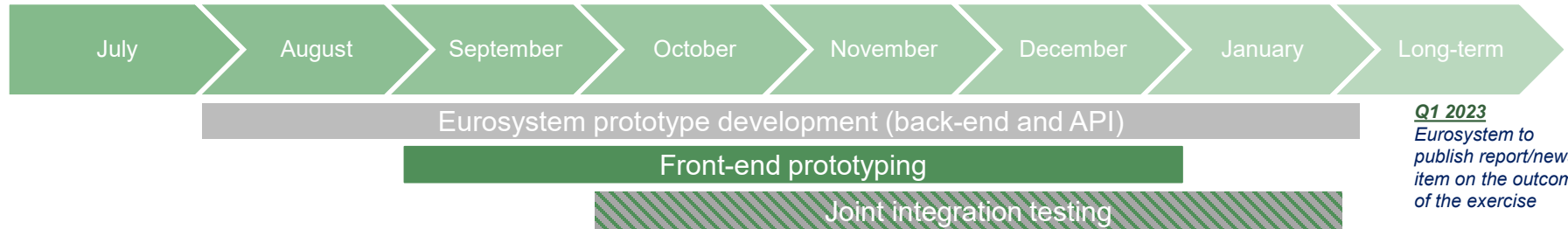
- Provision of Eurosystem API specification
- Begin development



- Ready prototypes
- Share final testing reports



- Evaluate exercise



Tentative - timing subject to change

Areas to explore in the front-end prototyping



The **end-to-end process** for a transaction in digital euro for a selection of use cases.



The **allocation of functions** to either the front-end or back-end system.



The **specification of the interface** between the front-end and the back-end.



EUROPEAN CENTRAL BANK
EUROSYSTEM

Information session for front-end prototype providers






AGENDA

- Welcome and presentation of the team
- The digital euro project
- **Use cases, design specifications,
and principles for selection**
- Specification of the API
- Working modalities & next steps

18/07/2022

Use cases

The following use cases have been prioritised for the front-end prototype:

 Person-to-person (P2P) online	 Person-to-person (P2P) offline
 Point-of-sale (POS) – Payee initiated	 Point-of-sale (POS) – Payer initiated
 E-commerce	

Specifying a digital euro front-end

Design approach

Report on a digital euro*:

“supervised private intermediaries should have the opportunity to use their expertise and participate in the provision of payment services”

Form factor: based on bilateral discussion

Technology to transmit information (e.g. NFC/QR-code for POS/P2P): based on bilateral discussion

Accessibility: Online P2P use case should comply with European Web Accessibility directive

*https://www.ecb.europa.eu/pub/pdf/other/Report_on_a_digital_euro~4d7268b458.en.pdf

The selection process of the front-end prototype providers will be based on a three-step process.

Selection approach



In total, **56 applications** were received from which **5 providers** will be selected to develop a front-end prototype.

The applicants were asked to provide information regarding 4 essential capabilities and 28 specific capabilities.¹ The fulfilment of the essential capabilities was a necessary condition for further consideration.



The **first round of criteria** will apply weights to the specific capabilities **for each use cases**.

Based on this weighting a further qualitative analysis will **identify the most qualified providers per use case**.

1: See application questionnaire for further information on the capabilities ([link](#))

Three step process for the selection of a front-end prototype provider

Minimum requirements



The **fulfilment of the essential capabilities** was a *necessary condition* for admission to the pool.

Primary criteria



Use case expertise and quality of responses: *Based on a weighting of the specific capabilities and the quality of the answers provided, the suitability of the applicant to provide a prototype for one of the use cases (P2P, eCommerce, POS, offline) will be assessed and the final provider will be selected.*

Secondary criterion



Market coverage: *In how many different European countries is the front-end provider active?*

→ This will be assessed by the specific capability: Offering a payment solution with pan-European reach

Q&A



EUROPEAN CENTRAL BANK
EUROSYSTEM

Information session for front-end prototype providers

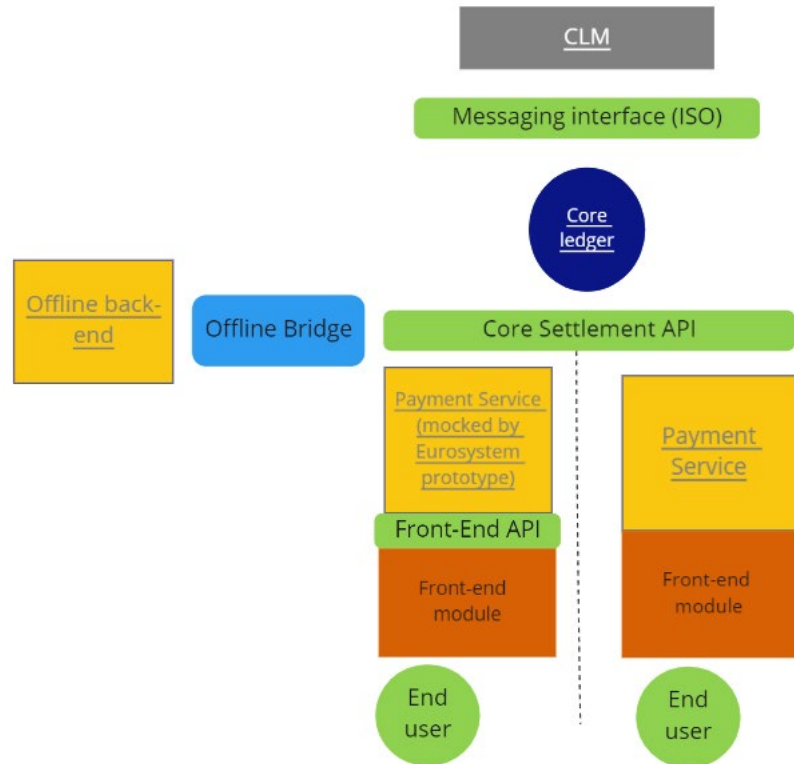
AGENDA

- Welcome and presentation of the team
- The digital euro project
- Use cases, design specifications, and principles for selection
- **Specification of the API**
- Working modalities & next steps

18/07/2022

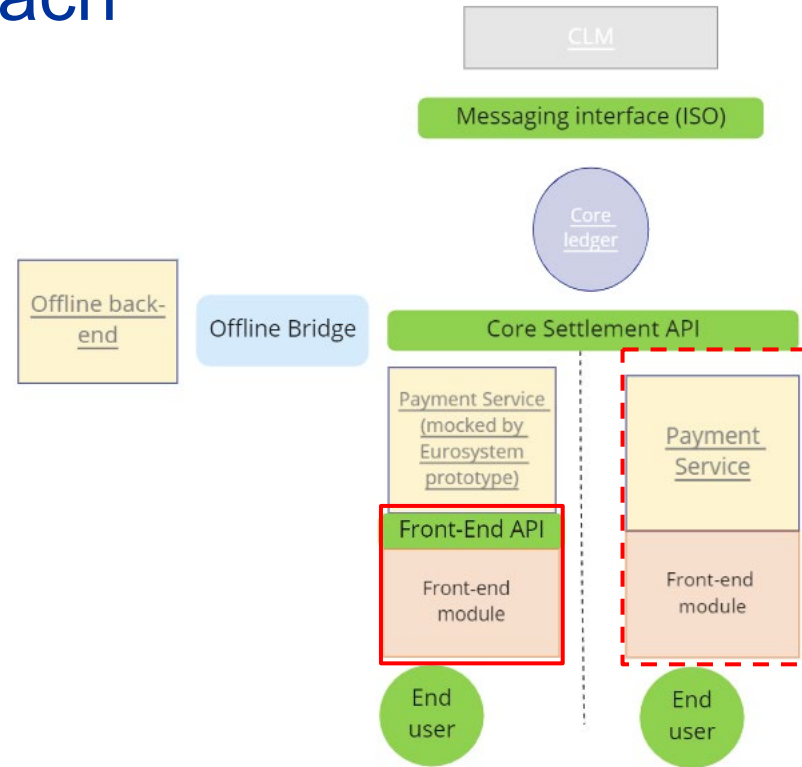
The structure of the prototype

- The prototype consists of **multiple technical components** enabling to simulate a payment end-to-end
- The main components are:
 - CLM
 - Offline Module
 - **Core Ledger**
 - **Payment Service & Front-end module**
- For the front-end the focus is on the payment services and their end-user interfaces
 - The payment services provide **core functionalities** including authorization and authentication of payments



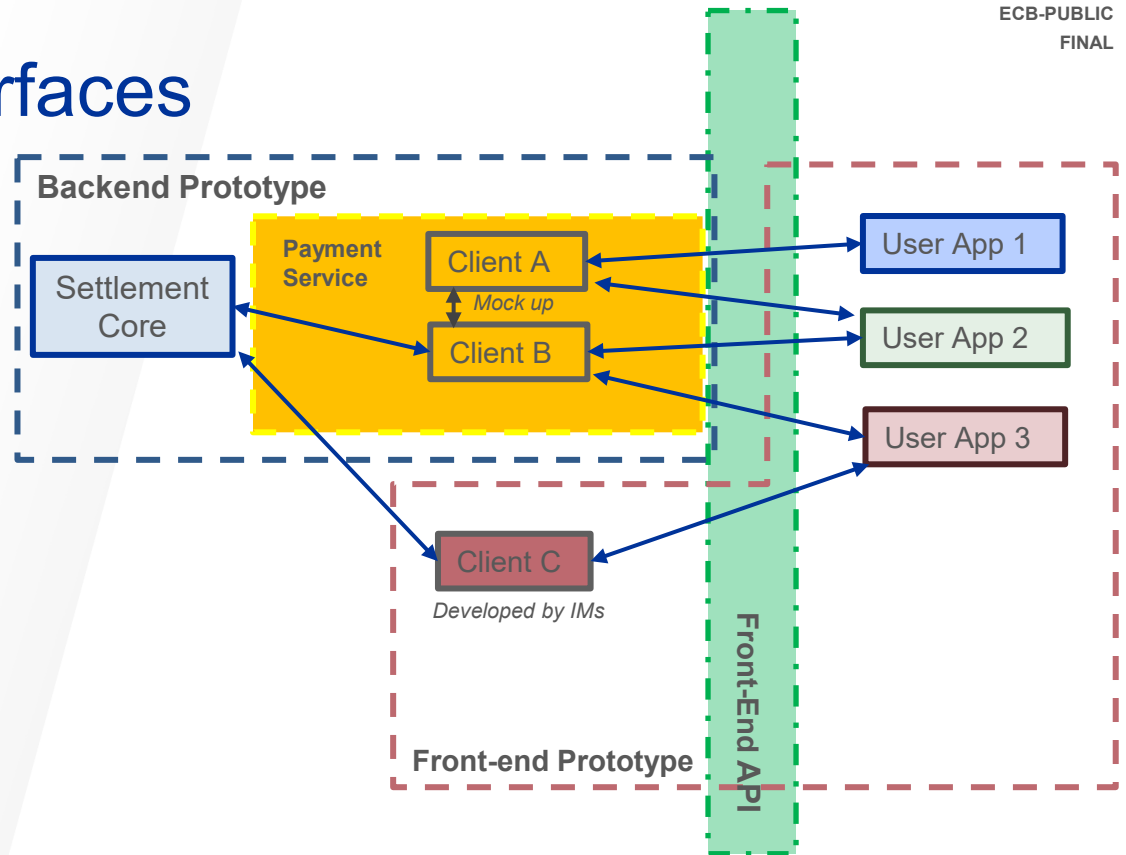
Prototyping staged approach

- *Focus on the interconnection of components via:*
 - *CLM Messaging Interface*
 - *Core Settlement API*
 - *Front-End API*
- *The backend core ledger is **developed in parallel** with the front-end*
- *Given this, the interaction of the front-end providers with the backend will be conducted via a **front-end facing API layer***
- *Front-end prototype development directly on the core settlement API layer is optional*



The prototype interfaces

- *We will provide a mock-up for front-end development*
- *Additionally, front-end developers can directly incorporate functions of payment services*
- *The ECB Payment Service mock-up envisages the communication for the prototype between users and the intermediaries via a Berlin Group based Front-End API layer.*

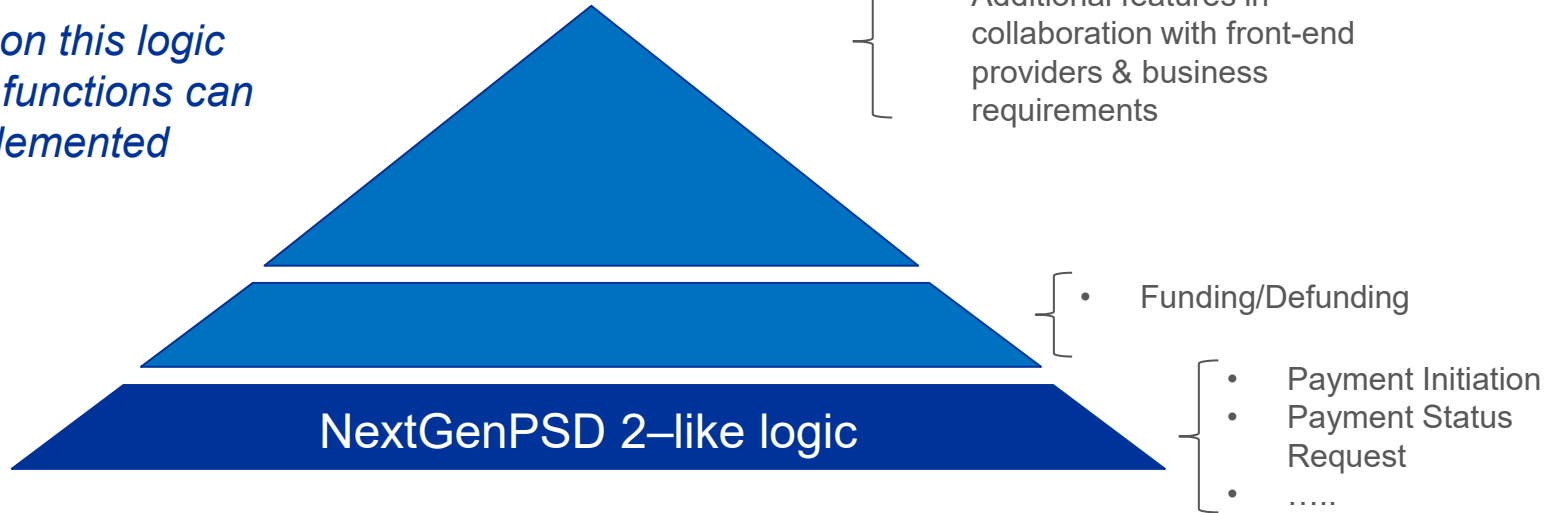


Leveraging PSD2-logic

- *How to establish the low-level technical logic of the API?*
 - *RESTful design vs Message Queues?*
 - *Message Format?*
 - *Asynchronous vs Synchronous design?*
 - *Functionality?*
- *We **leverage the existing logic of PSD-2** layers and aim to augment them with extra functions specific for the Digital Euro.*
- *This is on a **technical level only** and serves as basis for defining the business logic*

The prototype PSD2-logic

- *The PSD2 like API sets the general logic of the protocol*
- *Based on this logic further functions can be implemented*



The prototype PSD2-logic - Example

- *At the implementation level, we leverage the existing NextGenPSD2 standards:*
 - *Similarity of endpoints*
 - *Data structures of payloads*
- *This can be compiled into an API client to interact with*

Account Information Service: Read Balance

Endpoint: `accounts/{payment-product}/{account-id}/balance`

Method: GET

Response Body:

Data Element	Type	Description
account	String	Identification of the account
balance	Number	Current balance of the account
limit	Number	A quantity specifying the limit of the account

Q&A



EUROPEAN CENTRAL BANK
EUROSYSTEM

Information session for front-end prototype providers

AGENDA

- Welcome and presentation of the team
- The digital euro project
- Use cases, design specifications, and principles for selection
- Specification of the API
- **Working modalities & next steps**

18/07/2022

Working modalities of the cooperation

— Legal framework —

- No remuneration
- Providers can disclose the collaboration, without disclosing any content
- Providers can publish their work *after* the activities, and with ECB written consent
- Eurosystem publishes a report after the activities close
- Eurosystem can publish their API and other prototyping related documentation in the future
- Possibility to use a front-end prototype in a focus groups exercise upon consent of both parties

— Working mode —

During the development:

- Bilateral, fortnightly technical progress sessions, or more when needed
- Q&A shared across all providers
- Continuous integration

Outcome:

- Final report to be drafted by the providers on the functional scope and main learnings
- Presentation of the prototype to the Eurosystem
- Video that simulates the use of the prototype
- Access to the prototype in a demo environment

Final report

- **Payment solution**

Describe your payment solution and its place and integration within the larger payment landscape (e.g. in terms of integration with payment acceptance devices and networks). Please also describe the technical stack and the implemented security measures of the solution.

- **Use case**

Describe in detail the use case your solution is addressing (in terms of transaction parties - like consumers, businesses, government - and environment (e.g. physical, virtual)) and which current shortcomings in the market it addresses. Describe in detail the added value (for consumers, issuers and distributions of a digital euro) of your solution.

- **Branding**

Describe how your solution complies with the digital euro branding requirement and how a value proposition could be translated to users of the new payment solution to (existing) users.

- **Privacy and user consent**

Describe how your solution complies with regulatory standards (AML, KYC, GDPR) and which additional privacy features can be offered to users.

Final report

- **Requirements to the ecosystem**

Describe in detail which requirements your solution would have for a live digital euro ecosystem. Please include justifications how the requirements are related to the business model of offering digital euro front-end services

- **Lessons learned and recommendations for further investigation**

Describe in detail the most important lessons learned from this activity and recommendations for further investigation (including the end-to-end transaction, the allocation of functions between the front-end prototype and the Eurosystem interface and back-end and the functionality of the interface itself).

Next steps

1

Select providers

- Selecting providers for the defined use cases by end of July* and share contractual details
- Initiate signatures in early August

2

Provide technical details

- ECB to provide technical specifications of the API in September
- ECB development team can be contacted from September onwards

3

Start development

- ECB to setup administrative frame (i.e. recurring meetings, collaboration tools)

*If you want to withdraw your application, please notify us by 22/07/22!

Q&A

Thank you!